



# Mill Direct News

Living the Log Home Lifestyle

Fall 2022

## VIEW FROM THE MILL

By Levi Hochstetler

Log Cabin Days is just around the corner. We have decided to have it again this year after being absent in 2019 and 2020. Because of Covid we didn't have it in 2020 but then we had it in 2021 instead. 2022 was the actual year to have it again so we decided to do one back-to-back and potentially, if all goes well, start having it every year again like we originally did.

Nathan is preparing for the Log Cabin Days rustic furniture and decor auction. It is slated to be on Saturday, September 17, starting at 1:00 PM. At first he was concerned he wouldn't have enough items to sell. Now after doing some advertising to vendors he's more concerned of not having enough buyers. If you have need for furnishings now or in the future this could be an excellent time to help yourself. In addition, there will be various exhibitors here with furniture for sale. You will want to bring a trailer!

In order to create a unique look in a conventional stick home you have to spend a lot of time picking and choosing design items. For some couples it can become overwhelming. Fortunately, in a log home the uniqueness is already there, making it a lot easier as you only have to pick out the right items to supplement it.

We hope to make it even easier with our new show room. It is slowly coming together little by little. All the optional items are being displayed in order to help the customer pick out the matching color and products they like. With the new show room and the help of our trained sales designers we hope it will become a breeze and fun like it should be.

**Hochstetler Log Homes, LTD**

552 St. Rt. 95, Loudonville, OH

**800-368-1015**

## Log Cabin Days - Sept. 16 & 17

See our special 4-page pull-out section inside for more information and a schedule of events.

Log Cabin Days is slated for Friday, September 16 (10-6) & Saturday, September 17 (9-5) at the Hochstetler Log Homes site, 5 miles north of Loudonville, Ohio at 552 SR 95.

- Craftsmen Demonstrating 19th Century Trades like Broom Making, Wool Spinning, Pottery, etc.
- Lumberjack Demo
- Self-Guided Log Home Tour
- Cabins and Rustic Furnishings Auction
- Delicious Food, Pastries, & Ice Cream
- Log Home-Related Exhibitors
- Log Cabin Seminars • Mill Tour
- Hand-Peeling & Hand-Hewing Demos
- Petting Zoo

Make plans today to attend this educational and fun event for the whole family.



## Building a Good "Builder-Homeowner" Relationship

(Continued from Summer 2022 Issue) - by Levi Hochstetler

### #2 Disregarded nor followed the construction specifications.

The key is having a completed and through set of construction documents for the builder to follow. This is very important in assuring your home is built right. Your log home package manufacturer should provide you with professionally done construction documents (blue prints) and a comprehensive construction manual to supplement it, along with a material list. Make sure your builder has at least two copies of the construction documents; one for the job site and one for the office and any additional copies he may need for his sub-contractors. Generally, one construction manual should suffice.

At our workshop, where we train builders on how to build a log home, we make the case that there is more than one right way to build a log home. However, our construction manual is a proven method that has

*continued on page 2*

PRRST STD  
U.S. POSTAGE  
PAID  
MAILED FROM  
ZIP CODE 46711  
PERMIT NO. 43

Hochstetler Log Homes, LTD  
552 State Route 95  
Loudonville, OH 44842  
800-368-1015  
Change Service Requested

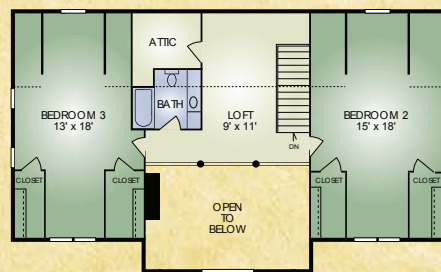
# Sweetwater

Sq. ft. 2384  
3 BR / 2.5 BA

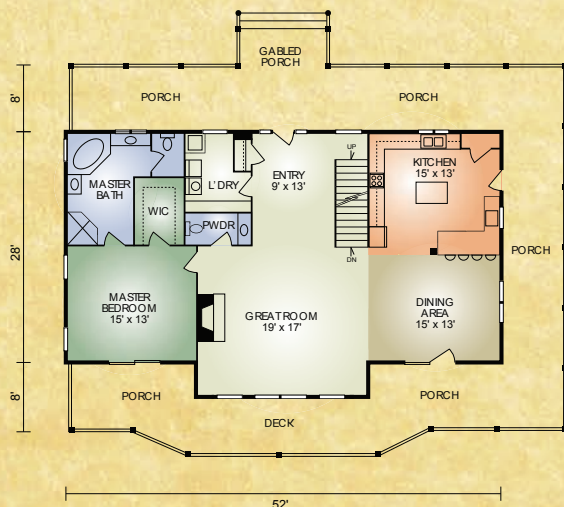


The Sweetwater offers all the amenities of an upscale home in a convenient, efficient floor plan. This impressive home features a separate entry; spacious, open-concept great room with exposed timber ceiling and magnificent fireplace; chef-sized kitchen with built-in pantry and convenient island; first-floor laundry; and large master bedroom with walk-in closet and master bath. Upstairs, there are two large bedrooms and a bath, plus an open loft which overlooks the great room. Outside, this stylish home with its imposing timbered front gable and wrap-around porch welcomes guests.

*A full set of blueprints of this plan is available. Photo and floor plans may differ slightly from actual blueprints.*



SECOND FLOOR



FIRST FLOOR



served us well in 100's of log homes built over many years throughout most of the US. Other methods may work and may even be better, but has it been tested? Also, be careful with warranty issues. Too many times we hear builders say, "this is how I have been doing it for 20 years and I have never had a problem." The problem with that thinking is, had there ever been the "once every hundred years" wet max snow load? As an example, recently a homeowner had icicles hanging along the inside of their gutter! Upon investigating we found that the builder was installing the ice and water shield and felt paper below the drip edge instead of on top of it. Along comes a big heavy snow and bingo, here come the icicles for the first time in any of the homes that builder has built - at least none that he was aware of. He had probably been doing it this way for many years and his grandfather may have taught him to do it this way and neither him, nor his grandfather before him, had ever run into any issues like this before!

Granted, all building practices are evolving. We, as a manufacturer for one, are constantly doing R&D looking for better ways to build and manufacture log homes. When we first started, we recommended builders to use large long spikes or nails to put the logs together using a sledge. Later, we used lag bolts and Oly-Log screws. Today we specify a screw that pulls the logs together tighter and is faster for the builder to use. All of these came with a more expensive price tag for the homeowner. Yet, we strongly feel each improvement was justifiable by having a better and easier to build log home. Had we kept our heads in the sand we may still today be sledging in one spike at a time saying, "that is how I have always been doing it and we have never had a problem with it!"

So, how can you, the potential homeowner, be assured your builder will follow the manufacturer's construction specifications? First of all, have it written in your contract with them that it is to be built per the manufacturer specification. If you're unfamiliar with basic construction techniques, hire a third party to oversee the project for you. This becomes more important when your county doesn't have a plan examiner or building inspector. We would recommend requiring them to attend the manufacturer's log builders workshop if they haven't built your manufacturer's log packages before. Most builders are happy to build according to the specifications, as this does in a way relieve them of some construction liability. Working directly with a reputable log home manufacturer can help as they will become your advocate in helping make sure that your home is built right.

*continued on page 4*

# Cabins and Rustic Furnishings Auction

on Saturday, September 17th



Actual products may vary from photos.

## Selling at Live Auction during Log Cabin Days

- **Cabins:** Up to 3 Pre-built 12' wide Cabins. Perfect for that weekend getaway, rental, office space, or hunting cabin. Includes delivery within 50 miles. Will be ready to drop on your site and enjoy right away. Cabins sell at 3:00 PM.
- **Pavilions:** Up to 3 Pre-built Timber Pavilions. If you are wanting to create the ultimate outdoor oasis, look no further! Sizes include a 16x20, 12x16, and 12x12. Includes metal roof, delivery and erection on your ideal spot, within 50 miles.
- **Rustic Furniture:** Log Bedroom Sets, Dining Tables, Chairs, Coffee Tables, Bar Tables, Bar Stools, Whiskey Barrel Tables, End Tables, Live Edge Slabs, Hickory Rockers, and much-much more. These pieces will be made from variety species of wood, Hickory, Aspen, Reclaimed Barn Wood, Pine, and Sassafras. If you are needing to furnish a cabin or want rustic furniture in your home, this will be the place to buy. We are expecting some very unique pieces that cannot be duplicated.
- **Home Decor:** Log Cabin Quilts, Rugs, Hall Trees, Rustic Coat Hangars and Signs, Candle Holders, Antiques, Magazine Racks, Animal Hides, Whiskey Barrel Bottom Clocks. Items that you need to put the finishing touches in your home.
- **Outdoor Furniture:** Pergola, Porch Swings, Picnic Tables, and Willow Chairs

The Cabin and Rustic Furnishings auction is held in conjunction with Log Cabin Days. A family friendly event that all ages will enjoy. This is to be one of the largest rustic furniture auctions in North America. Plan on buying, we will have something you will like! Bring your family and enjoy your day with the many activities going on.

**Location:** Hochstetler Log Homes • 552 SR 95, Loudonville, OH • **More info call:** 419-368-0005  
**\$5 admission for event entry • Online bidding available @ [www.kaufmanrealty.com](http://www.kaufmanrealty.com)**

### #3 Weren't on the job all the time

I'm assuming this is implying that none of the builder's crews were working rather than saying that the owner was not there.

In general, unless you are building a multi-million dollar home, builders need to have several jobs under construction at any given time in order for them to be efficient. This is true even with a small one-crew builder. The reason is while the plumber is plumbing or the electrician is running lines, the builder needs to keep his people working on something else. Also, many builders want to have several projects in different stages in order to have some inside work available in case of inclement weather.

However, there may be such a thing as them planning a family vacation right in the middle of building your home. Understandably, you don't want to have the sub-floor exposed or the beams getting rained on while him and his family are out enjoying the seashore. Before you sign on the dotted line try to get an understanding as to what you can expect. Perhaps you ask that in the contract it states that starting from a certain date they will keep a crew of 4 men on your site 5 days a week until the home is dried in.

Generally speaking, the larger the contractor the more professional they are but then you probably won't see the owner much on your job site. However, the smaller the company is, the more you will see the owner on the site, but then he will be less professional otherwise. Builders come in many different shapes and forms. Some are strictly general contractors and sub everything out, while others do everything themselves including footers, electrical and drywall. However, most builders do all the log stacking, framing and installing windows with their own men; but then sub out specialty items such as pouring the footers, laying the blocks along with plumbing, electrical and HVAC. Understanding this and how they operate differently and which in turn effects their service, can help you in finding the right building solution with the involvement and level of service you want from the builder.

*This story will be continued in the next issue of Mill-Direct News* 🏠



**Miller's Rustic Furniture**  
Joe & Miriam

*Large Selection!*  
"Rustic, but Comfortable"

See us at Log Cabin Days!

Rustic & Cabin Furniture

- HICKORY
- ASPEN
- PINE
- RECLAIMED
- RED CEDAR
- HAND HEWN BARN WOOD
- SLAB TABLES

**Furniture Built On-Site**

Bedroom • Dining • Living Room • Occasional

6101 County Road 68  
Millersburg, Ohio 44654  
www.millersrusticfurniture.com

330-674-9709  
sales@millersrusticfurniture.com



**Pine Lane**  
STAINING LLC

LOG HOME STAINING FOR  
INTERIORS & EXTERIORS  
STAINING • MEDIA BLASTING  
CAULKING • REPAIR

**SEE US AT LOG CABIN DAYS!**

ASK ABOUT OUR  
MAINTENENCE PROGRAM!

CALL FOR A FREE ESTIMATE

4486 TR 156, Millersburg • Duane Raber 330-231-2473, pinelane20@gmail.com

THE  
**LOG HOME  
ACADEMY**

**9 STEPS** TO A  
**BETTER DREAM HOME  
BUILDING EXPERIENCE.**

During **LOG CABIN DAYS** • **Sept. 16 - 17, 2022**

**FREE** with Admission

At the Hochstetler Facility:

552 State Route 95  
Loudonville, Ohio

For Details Call  
**800-368-1015**

SPONSORED BY

**LOG & TIMBER  
HOME LIVING**

**Log Cabin Days Lodging Directory**

*Mention Hochstetler Log Homes for special rates at the following locations. With multiple activities in the area book early for availability.*

**BEST WESTERN PLUS HOTEL**, 240 East Liberty, Wooster, OH 44691  
*Distance 24 minutes East • 330-264-7750*

**HAMPTON INN**, 2055 East Main Street, Ashland, OH 44805 (*Located off the Ashland Ohio I-71 exit on US Rt. 250*) *Distance 15 minutes North • 419-903-0900*

**COMFORT INN & SPLASH HARBOR**, 855 Comfort Plaza Dr. Bellville, OH 44813  
(*Located at I-71 & St. Rt. 97 Exit 165*) *Distance 20 minutes West • 419-886-4000*  
[www.SplashHarbor.com](http://www.SplashHarbor.com)

**MOHICAN LODGE**, 1098 Co. Rd. 3006, Perrysville, OH 44864.  
*Distance 20 minutes West • 419-938-5411 • [www.MohicanStateParkLodge.com](http://www.MohicanStateParkLodge.com)*

**PLEASANT HILL LAKE PARK CABINS**, 3431 SR 95 Perrysville, OH 44864.  
*Distance 15 minutes West. Stay in a Hochstetler Log Cabin. Only 10 available.*  
419-938-7884 (Call park directly to book for Log Cabin Days)

**THE LEADER IN RURAL LENDING.**

Home Loans • Construction Loans • Land Loans • Lot Loans



**RURAL 1<sup>st</sup>**

**1-844-GO-RURAL | [rural1st.com](http://rural1st.com)**

All loans subject to credit approval and eligibility. Rural 1<sup>st</sup> is a tradename and Rural 1<sup>st</sup> and the Rolling Hills Window icon are exclusive trademarks of Farm Credit Mid-America, NMLS 407249. Rural 1<sup>st</sup> products are available to consumers within the territories of participating Farm Credit System Associations. Equal Housing lender.





# LOG HOME TOUR

American Cancer Society would like to thank the hosts of the 2022 Log Cabin Days car tour for opening their doors to make the home tour possible. This is one of the largest fund-raisers we do and we can't thank you enough.

These homes will be available for tour during Log Cabin Days. You will be able to converse with the homeowners on how their build experience was, what they would do differently and discover the casual, relaxing lifestyle that characterizes log home living. The \$20 per person donation goes to the American Cancer Society. You must register at the information booth at Log Cabin Days to receive the locations of these homes.



Steven Lee & Lisa Fordyce



John Young



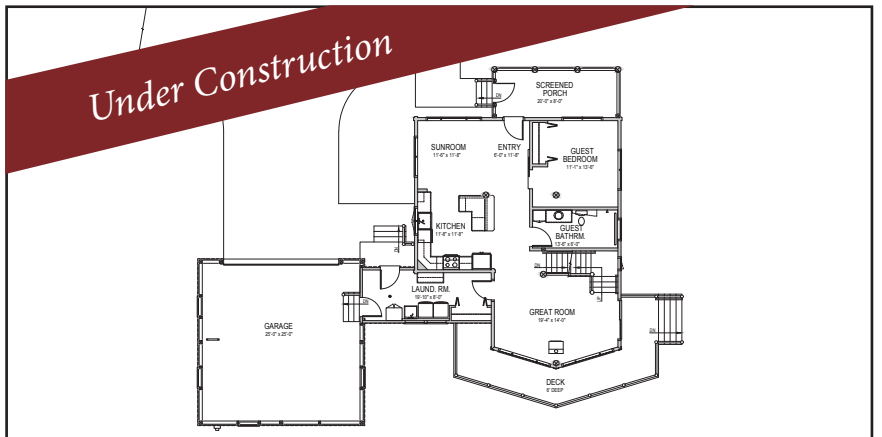
Ray & Sandy Kowatch



Dennis & Jeanne Petersen



Spec Home



Larry & Elaine Smith

★ ★ ★ SPECIAL SECTION ★ ★ ★

# LOG CABIN DAYS

September 16 & 17 at Hochstetler Log Homes

Log Cabin Days Hours: Friday, September 16: 10am-6pm • Saturday, September 17: 9am-5pm

Have you ever dreamed of sipping fresh apple cider with the family gathered around a crackling fireplace inside your very own log home? Perhaps you are one of the lucky few that have already experienced it? Or maybe you are one of those that yearn for the days-gone-by when life was a lot simpler and everything was more relaxed and laid-back? Whichever it may be, Log Cabin Days is for you! Let me invite you to come and join the thousands of other like-minded enthusiasts that travel from as far as California to enjoy several days of fellowship during this event. Log Cabin Days is now an every year event.

As always, the highlight again is the popular self-guided log home auto tour sponsored by Andersen Windows. At this writing we have 6 private log homes scheduled to be on the tour. Of these, there are 3

Custom homes, 1-Teton under construction, 1 McKay Modified with Breezeway and garage, and a

**SELF-GUIDED  
LOG HOME TOUR**



Modified Blackfork. These are in addition to our own furnished models, the McKay and Black fork. Allow at least 6 hours to do the complete tour.

We will be taking a suggested donation of \$20 per person for the tour. 100% of the proceeds benefit the American Cancer Society. After signing up you will be given locations of each home. (Sorry we don't give out the addresses before the event.) These homes are private residences, please wear masks at the owner's request and thank them for their generosity in opening up their homes to give you this rare opportunity during this 2-day event. Never before has such a small investment had such a large benefit to your "log home building journey." And what's more, it's helping out your favorite charity!

We are very excited to have the team at Log Home Academy share their expertise in the "9 Steps to the Good Log Home Workshops" covering these vital topics.

**Step 1: Budgeting;** It simply can't be enough overemphasized! Regardless if you are getting financing from a bank or paying out of pocket, you need to sit down and figure it out.

**Step 2: Finding the right property;** when you consider the vital importance of where you live, how you live, and how it can impact you and your family's future.

**Step 3: What style of home;** Log homes can be built in different styles with different log and corner types that complement the home.

**Step 4: Determining your room and space needs;** Make a room space "wish list". Then separate them into a four column priority list.

**Step 5: Locating and arranging the home on the property;** It's time to grab your survey and topography map, maybe a few stakes.

**Step 6: Converting the bubble drawing to a scale sketch;** Wandering around your property to find that "just right" spot for your dream log home was kind of fun and exciting.

**Step 7: Concept Drawings;** First, you will want your designer to draw preliminary plans for you to review.

**Step 8: Preliminary Plans to Final Construction Documents;** If you're totally satisfied that you have found all the bugs in your design.

**Step 9: The Construction of your home;** At some point you will need to determine how much you want to be involved in the construction of your home.

*continued on next page*

← Two of the homes on the tour. Pick up tour map at Information Booth. →



# Self-Guided Log Home Tour • Lumberjack Competitions • Log Cabin Workshops

Additional seminars will cover how to fit the log home you want in your budget, log home maintenance and the ever-popular Log Basics 101. We would like to thank Log and Timber Home Living for sponsoring the seminars.

Be sure to pick-up your PPG Proluxe wood finish that you will be needing in the next year. We are having a sale of 35% off suggested retail price during Log Cabin Days. This applies to all PPG Proluxe Wood Finishes in stock while supplies last. We will also offer for sale Conceal caulking and other miscellaneous items.

Exhibitors will be showing off their wares, including cabinets, solid oak furniture, log home furniture, bent hickory rockers, windows, and both interior and exterior doors. Builders and log stackers will be on hand to answer all your construction questions, along with banks that specialize in log home lending to take care of all your financial questions. A landscaper will fill you in on landscaping. **Note; this again could be one of the largest assembly of rustic furniture makers ever assemblies in North America. Hint--bring your truck and plan to buy!**

**The 2nd Annual Cabin and Rustic Furnishings Auction will be held on Saturday.** There will be up to 3 cabins to bid on along with pavilions, rustic bedroom sets, coffee tables, chairs, home décor, Amish made quilt, and lots more. Bidding for rustic furniture starts Saturday at noon followed by the cabins and pavilions at 3:00. This is one of the largest rustic furniture auctions in North America. If you are building a home and need to furnish it with furniture and décor, bring your truck. There are some very unique pieces coming that cannot be duplicated.

The new state of the art SII dry kiln along with the mill can be toured at your leisure. We will operate the mill for 15 minutes on Friday starting at 11:45 and

again at 2:45, Saturday starting at 9:45 and again at 1:45. We will have associates available explaining the operation.

Our demonstration tent will once again have craftsmen demonstrating various 19th century era log cabin related trades. They include a bowl & spoon carver, gun builder, broom maker, potter, and wood carver. You'll also see wool spinning, rug braiding and period furniture makers demonstrating their period wood lathe, jig saw, hand planes and more. Some hands-on activity and interaction with the attendees will be encouraged.

There will also be demonstrations of hand-hewing, hand-peeling, and chainsaw carving, not to mention the blacksmith pounding out unique iron items for your log home. Also, on board, is a wood carver carving one-of-a-kind fireplace mantels.

Also, on site will be a vintage steam engine powered shingle mill cutting shingles (just like in the good ole' days!), as well as a sawmill cutting pine logs into timber and dimensional lumber.

Win a prize while trying your hand at being a real lumberjack. Throw the ax and hit the bull's eye, see how "cool" it is cutting logs with a cross cut saw and how "easy" it is to fell a tree with an ax.

There will be plenty of other fun things to watch and do. Perhaps you would like to relive, "Little House on the Prairie" and go on a horse-drawn, old-fashioned covered wagon ride down through the woods or watch the black smith shoe a few horses. Be sure and visit our forestry booth and receive a free bundle of white pine seedlings and don't forget to register to win a free chainsaw carving.

Since log cabin days is a family event we've tried to include lots of activities for kids, too; Make sure the children get the chance to take a ride on a pony train or play "gold digger" and sift thru shavings for nickels

and candy. They will, no doubt, be fascinated by our small petting zoo with a chance to get "up-close and personal" with the animals like a pony, a calf, puppies, rabbits, and kittens.

Log Cabin Days would not be complete without some good old-fashioned, mouth-watering, finger-lickin' food-and this year is no exception. You'll find delicious barbecue chicken, done to perfection on our large outdoor pit, as well as noodles, potato salad, kettle cooked baked beans and a variety of pies including L.C.D's famous fry pies highlighting the menu. There is also homemade ice cream, fresh-squeezed apple cider, apple butter and kettle-cooked popcorn. Be sure and plan on taking home pastries from the Amish bake sale, highlighted with fresh pies and homemade bread along with locally made Swiss cheese, trail bologna, and fresh produce.

Come early on Saturday morning for the "Early Bird" breakfast, which will be served starting at 7:00 with scrambled eggs and bacon done on an open kettle, real stuffed sausage, pancakes, donuts and coffee or juice.

Proceeds from the sale of refreshments and bake sale will benefit the Mohican Parochial School.

Last, but not least, both our models – the McKay and Black Fork – will be open for tours as well. While the Black Fork is at the Mill where the event is held, a trolley will shuttle people down to the McKay model.

Our goal is to make Log Cabin Days an enjoyable 2-day event that is both educational and beneficial for the whole family. There will be \$5 admission for adults, children 12 & under free. If you prefer you can preregister by calling 800-368-1015. Come early and stay both days. See you there. 🏠





Workshops • Delicious Food, Pastries & Ice Cream • Log Home-Related Exhibitors



**FUN & EDUCATIONAL**



# WORKSHOPS & SEMINARS

**FRIDAY  
SEPT. 17**

- 10:00 Log Basics
- 11:00 Budgeting & Finding Property
- 12:00 Style of Home & Room Spacing
- 1:00 Arranging the Home & Bubble Drawings
- 2:00 Concept Drawings to Construction Documents
- 3:00 Construction of Your Home
- 3:30 Log Home Maintenance

**SATURDAY  
SEPT. 18**

- 9:00 Log Basics
- 10:00 Budgeting & Finding Property
- 11:00 Style of Home & Room Spacing
- 12:00 Arranging the Home & Bubble Drawings
- 1:00 Concept Drawings to Construction Documents
- 2:00 Construction of Your Home
- 2:30 Log Home Maintenance

## Partial Exhibitor List

- Andersen Windows – Exterior Windows & Doors
- Coalway – Fireplaces and Stoves
- Colonial Homestead – Primitive Tool Demo
- Consumers National Bank – Log Home Lender
- Rustic Creations - Rustic Furniture
- Cedar Creek Cabins - Log Home Builder
- Cutco – Knives
- Daniel Miller – Artwork
- Donny Hochstetler – Chain Saw Carving
- Eicher Woodworking – Custom Cabinets
- Farm & Home Hardware – Home Appliances
- Glen Auchard – Blacksmith
- Grandpa's Antiques – Antiques
- Hillside Gazebos – Rustic Furniture
- HLH Forestry – Free Pine Seedlings
- Hesed Timber Works – Timber Work
- Jamison Well Drilling – Well Drilling
- JH Landscaping – Landscaping
- Lakeland Log Homes – Log Home Builder
- Lester Yoder – Chainsaw Carver
- Maysville Furniture Showcase – Furniture
- McElroy Metal – Roofing Products
- Millers Rustic Furniture – Rustic Furniture
- Mohican Hardware – Tools & Hardware
- Ohio Valley Flooring – Flooring
- Palmer Donovan – Thermo-Tru Exterior Doors
- Pine Lane Staining – Stain Applicator
- Pittsburg Paints – Exterior & Interior Stains
- Provia Stone – Manufactured Stone
- Rural 1st. - Log Home Lender
- Schlabach Engine – Lawn Mowers
- Stutzman Farms – Organic Grains
- The Cabin Store – Rustic Furniture
- Woodland Rose Log Homes – Log Home Builder



Come to Log Cabin Days prepared to buy! If you are looking to furnish your home or need to restain, you will find all you need here. Bring your truck and trailer!



Up to 40 Vendors will have a booth setup, from builders to cabinets to home decor, we've got it. On Saturday, Cabins and Rustic Furnishings will be auctioned off.

## OUR WONDERFUL SPONSORS:

Andersen Windows • Boise Cascade • Henley Graphics • Homewik Garage Door  
 Log & Timber Connections • Log & Timber Home Living  
 Miller, Mast & Mason • Next Step Advisory • Outlaw Logistics  
 Palmer Donavin • Park National Bank • Pittsburg Paints • Progressive Foam  
 Quality Sips • Rea and Associates • Stark Garage Door

## EVENT INFORMATION:

Located 5 miles north of Loudonville and 1/2 mile east of the St. Rt. 95 & 60 intersection at 552 St. Rt. 95

**Hours: Friday, September 16, 10am - 6pm**

**Saturday, September 17, 9am - 5pm**

**Early Bird Breakfast Sat. 7am -10am**

**Questions, call 800-368-1015**

**Admission: \$5.00**

# THE COLONIAL HOMESTEAD

Windsor Chairs • Antique Tools

Handmade Period Furniture

6515 St. Rt. 241 • Millersburg • 330-600-9445  
See our demonstration artisans at Log Cabin Days!

## HILLSIDE GAZEBOS

GAZEBOS & RUSTIC PINE LOG FURNITURE



See us at  
Log Cabin  
Days!



14744 Brier Hill Rd., Bainbridge, OH ♦ Closed Sunday ♦ Chester W. Martin

# MOHICAN Adventures

RIVER TRIPS • CAMP CABINS • FUN CENTER



## RIVER TRIPS + FUN CENTER

7-mile Canoes, Kayaks, Rafts • 15-mile Canoes, Kayaks  
4 Levels on the Aerial Adventure Park  
Three 18-hole Mini Golf courses • 2 Go Kart Tracks  
3045 State Route 3 S, Loudonville OH 44842  
River Trips & Fun Center • (419)-994-4097

## CAMPGROUND + CABINS

Primitive & Electric Tent Sites • Full Hookup RV Sites  
Cabin Rentals • Indoor Pool & Hot Tub • Playgrounds  
Pedal Boat Rentals • Catch-and-Release Lake

3058 State Route 3 S, Loudonville OH 44842  
Campground & Cabins • (419)-994-2267



[www.MohicanAdventures.com](http://www.MohicanAdventures.com)



BECOME THE PREFERRED  
LOG HOME BUILDER IN YOUR AREA.



Hochstetler is looking for craftsman-oriented builders to help make our clients dreams of owning a log home become a reality. There are numerous benefits to you:

- We provide the customer.
- We manage all the design and materials, provide detailed blueprints with a construction manual and materials location list - allowing you to focus on what you do best.
- Get hands-on training at our Builder's Workshop and take advantage of convenient phone support.
- Our logs are air-dried for at least 9 months, then kiln-dried for a lighter, better performing log. The tapered tongue and groove on the logs help make stacking faster.

**You Do The Building.  
We Do Everything Else.**

**Call today to get started.  
800-368-1015**

See us at Log Cabin Days!

New  
Showroom



Outfit your  
Home or Cabin  
Custom-Built Available

330-674-1838

7860 SR 241, Millersburg

Only 10 miles from Millersburg

9-5 Mon-Fri  
9-4 Sat



Dining Room • Living Room • Bedroom • Barnwood

# Log & Timber Architectural Styles - By Steve D. Lykins, P.E.

(Continued from Summer 2022 Issue)

## Mid Century Modern

This style is defined by the theory that 'form follows function' and that 'less is more'. While this style does not originate from log and timber construction, it is quite well suited to timber construction. Few types of structure better demonstrate the concept of 'form follows function' than a contemporary timber frame where the timbers are left exposed to show the form, allowing the function of the structure to dictate the aesthetic of the structure. While many traditional Mid Century Modern designs used steel for exposed structural elements, exposed wood elements can achieve the same effect while having less of a negative impact on the environment. Simple, sleek, linear, geometric forms often arranged with asymmetric balance define this particular style.



## Farmhouse

Many Midwestern farms have a main residence that is simple in its form. While a traditional Midwest farmhouse was likely not constructed of logs or timbers, the contemporary interpretation of this style allows for use of logs and timbers. The farmhouse style is marked by simple, monotone or two-tone exteriors (white on white or black on white). A simple shed porch that wraps around the corners is a common stylistic element. Proportions are generally tall and skinny which provides for a more human-oriented form. This proportioning makes the style quite popular as it makes most folks feel comfortable and familiar with the form. While a traditional farmhouse was likely balloon-framed, using sawn lumber and sheathed with clapboard siding, a log wall is certainly appropriate to achieve this look. Also, the simple form and skinny proportions lend themselves nicely to a timber framed structure. The contrast between stark white masses and rich, golden-honey toned timbers left exposed provides a dramatic effect that many folks find pleasing.



## Mountain

The Mountain log & timber home style is a bit difficult to define, but is usually identified by large, open spaces and massive logs or timbers used for walls and roof framing. The apparent large, awe-inspiring scale of the mountainous regions of the world, have no doubt, inspired this style. Large, steep gables, massive stone fireplaces and chimneys and walls of glass to take in expansive views, are indications of this particular style. Often times, these elements are arranged in an asymmetrical composition, mimicking the forms in the unordered and dramatic pointed moun-

tain ranges that surround. This style is inspired also by the great lodges that have been designed and built in the mountain ranges of the world using the timeless native materials stone and wood. In the same way that a mountain dominates, yet remains part of its surrounding landscape, a Mountain style log & timber home also remains part of its environment while evoking a certain superiority.



## Barn

The barn style of home is perhaps one of the strongest candidates for a timber home. As most traditional barns are timber framed, this style naturally lends itself to timber construction. Having come from western Europe, where timber framed barns and homes are the norm, many early American settlers chose to timber frame their barns simple because that is the knowledge and experience that they had. Long ago, many farmers did live in their barns with the livestock, so barn designs has evolved full circle, from a place to live and work, to a place to work and now, perhaps, back to a place to live. Anyone who is from or has visited the New England and upper Midwestern states knows that barns have a special nostalgia. It is no wonder that some folks want to experience that longing for the past every day by living in a home that is designed to look like a barn. There are several different traditional barn styles (i.e. bank barn, western barn, and saltbox) but any one of these styles would be marked by a simple, functional form often with a symmetrical arrangement. American barns are traditionally clad with vertical clapboard siding, metal roof panels or slate shingles and foundations are typically constructed of heavy stone. European barns often times are clad with brick or mud infill and some barns are constructed with log walls for their inherent strength, durability and insulating value. One common unifying feature of all barn styles is the large barn door, often with a cross buck added for strength and durability. If a building is made to look like a barn, it must have this feature to be authentic.



## Conclusion

It is important to keep in mind that while most folks are inspired by a particular style or set of rules, it is most likely that they do not like everything about that particular style or set of rules. For example, part of the Farmhouse style is a balloon-framed structure of sawn timbers. There is an inherent fire danger with balloon-framing and it also requires long, straight pieces of timber that may be hard to source. It is uncommon to copy any particular style rule-for-rule because it is usually not desirable for one reason or another. The barn style is another example. A traditional barn is constructed without insulation, so it goes without saying that we would want to break this stylistic rule if we are designing a home to look like a barn. With this caveat, it is a fun exercise to try to establish a set of rules for any particular style and to make an effort to successfully design a home that exemplifies the style.

As Log and Timber Architecture regains popularity in America, it is likely that new vernaculars will be developed and some of those will become popular. Then a new style is born and will inspire future generations of log & timber enthusiasts. 🏠

# Wayne County Ohio

www.wccvb.com

1.800.362.6474

#getawayne



Wayne COUNTY OHIO  
CONVENTION AND VISITORS BUREAU



**Best Western PLUS.**



Complimentary Breakfast • Fitness Room • High Speed Internet

243 E. Liberty St., Wooster • (330) 264-7750 • bestwestern.com

## Pine Tree Barn

Make life Beautiful



Ohio's award-winning destination for beautiful furniture, interior design, amazing gifts and casual luncheon dining.



**Wooster FURNITURE BOUTIQUE GIFTS LUNCH**  
330-264-1014 Open 7 Days a Week Lunch Served Daily 11-2:30

## Maysville Furniture Showcase

See us at Log Cabin Days!



Bedroom • Dining Room  
Entertainment Centers  
Living Room • Office  
Outdoor • Custom Options

330-600-4819 | MaysvilleFurnitureShowcase.com  



FOR A SIMPLER LIFE

## COLD OUTSIDE? Warm inside!

This winter, stay warm and cozy with a stove or fireplace from Lehman's. We are your source for everything you need to live a simpler life

## Shop anytime at LEHMANS.COM

Open everyday except Sunday • On the Square in Kidron, OH • 800-438-5346

## LOG CABIN DAYS TESTIMONIALS

This was our first time attending. We loved it! We definitely will be back. We've been interested in cabins for some time and are very interested in building one so this event was helpful and informative.

-- Ryan - OH

Just a note to tell you how much we enjoyed Log Cabin Days. We drove down from Michigan and had a wonderful time. The food was great, we learned a lot in the seminars, and by the time we started home, we felt like we were already part of the "Log Home Family".

-- Broderick's - MI


Food was wonderful and very reasonably priced. Event was well organized and very informative. Enjoyed the Log Home Tour as well.

-- Kirkpatrick - VA

See Mill-Direct News back issues at [www.HochstetlerLogHomes.com](http://www.HochstetlerLogHomes.com) • 13

# "Turtle Hill"

by Bill Dinkins



- Photography by Style Life Photography

"Turtle Hill", the home of Marcus and Jamie Kelley, started with the idea of building a log home in the mountains of Tennessee, where they could bond with nature and really enjoy the relaxing benefits of the great outdoors. After going to Hochstetler's Log Cabin Days and attending Log Home University, they began their journey by looking at properties around Nashville. After exploring hundreds of sites, some barely navigable, they finally discovered a 10-acre wooded lot perched on Highland Rim, a mountaintop ridge about a mile and a half from the small town of Kingston Springs. It was heavily wooded with Oak, Hickory and a few Maple trees some towering 80-90' high, and inhabited by an abundance of wildlife: deer, fox, squirrels, coyotes, and ... turtles. In fact, there were so many Eastern Box turtles they named the property, "Turtle Hill." The property was even shaped like a turtle shell to boot!

A local realtor had suggested Hochstetler as a quality log home manufacturer and mentioned Ammon Miller as a builder. The Kelley's met with Levi Hochstetler and showed him their plans. After making several changes, Steve Lykins, Hochstetler's designer, began working on the preliminary plans. Joseph Hochstetler was also very involved in the building process and coordinated much of the project. They wanted their home to be rustic with an overall open-concept feel, so the great room featured huge hand-peeled rafters, sliding barn doors, and a majestic, 2-1/2 story stone fireplace with easy access to the kitchen and TV room. No hallways! The exterior featured a front deck with exposed timbers in the gable and a sofa and chairs to



relax. The rear included a full-length deck off the great room and master bedroom. A multitude of windows offered a great view of the outdoors from virtually every room. The cantilevered balcony over the great room had an office and offered a great view of the room below. The uniqueness of the home is also evident on the lower level where Marcus and Jamie replicated the rustic look of an old English pub by using leftover hand-peeled timber posts, stained glass windows, a corrugated metal ceiling and a beautiful mural of an old English pub on the wall. Guests have said this is their favorite room in the house since it makes them feel so relaxed and comfortable.

A former owner had put in a driveway to a building site atop the ridge many years before, but due to financial difficulties they were never able to build. Over the years trees and undergrowth had taken over so the drive was almost impassable and had to be cleared before construction could begin. Ammon Miller was called to layout the foundation and mark the footers. He did this in 20 minutes while another excavator had taken 3 hrs and still not gotten it right! They were quickly convinced that Ammon was the right choice as their builder. He was meticulous in details and so knowledgeable in building methods. Even Marcus, an experienced carpenter and craftsman, was impressed by his skills, given that he was only 27 years old.

The foundation for the 3 bedroom, 3 bath home was started in August, 2016 and finished on March 31, 2017. It truly was a “family affair.” The Kelley’s were the general contractors and did most of the interior work, including trim and hanging cabinets, while Ammon handled the major construction and made sure everything was according to code. Each was a perfectionist and ensured the process went smoothly and on schedule. The fact that their 4,000 sq.ft. home was completed in just 8 months is further proof of their efficiency.

At Thanksgiving, Marcus, Jamie, Ammon, his wife, Breanna, Ammon’s crew, and friend and electrician, Richard, gathered ‘round a make-shift table made of scrap wood held up by a Sky-Lift, and filled with all the “fixins” of a Thanksgiving dinner, to offer thanks and celebrate the culmination of a dream and a job well done.

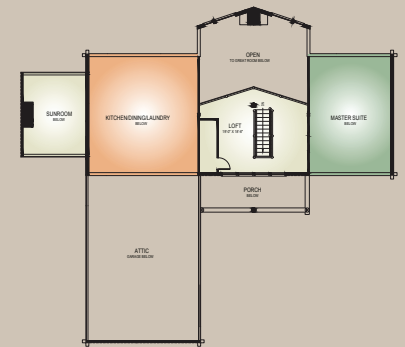
The Kelley’s now have a “generational home” which they hope will stay in the family and be enjoyed for many, many years. They can take additional pride in the fact it was their own custom plan and included many unique features, some of which were suggested by Levi, Steve and Ammon. Indeed, it was the teamwork and effort of everyone that made their dream a reality. 🏠



*The Kelly’s  
“Old Irish Pub”*



*First Floor Plan*



*Second Floor Plan*



*For additional information about this home, please contact Hochstetler Log Homes at 800-368-1015.*

# CABIN FEVER

## Edwin's Birthday

by Bill Dinkins

Edwin Hochstetler, the 4th oldest of 11 boys in the Hochstetler family, recently had a very memorable 30th birthday. We all wanted to make it special and plans were quickly underway to have the celebration at our little log cabin perched on the side of a wooded hillside, overlooking our farm pond.

After the delicious supper of Hamburger grilled over the open fire, Edwin decided to teach his 3-year son a little bit about fishing. "You can never be too young", he thought. And so they headed down the dirt trail leading to the pond, Edwin with his arm on his young son's shoulder, and Aldon holding his small spinning rod ... already anticipating a record catch.

"What are we gonna' use for bait?", the youngster asked.

"Well, we've got some rubber worms", Edwin said.

"Why don't we use weal ones?", Aldon asked.

"These will work just fine", Edwin said, adroitly avoiding the question.

No sooner had the young man made his first cast when he felt a tug on the line. "Dad, I think I've got one" he shouted. He was right, he did have one ... and a large one at that. Suddenly, there was a huge splash as a largemouth exploded from the clear blue water. Aldon hung on as the bass made several jumps, each one sending a fountain of water skyward. After what seemed like a half hour, but was probably only 5 minutes, the fish was brought to shore and Edwin reached down to grab it. The fish, however, had other ideas, and shook his head violently, and with a quick burst was free. Edwin jumped in after the fish, grappled it but the slippery fish wiggled its way out of his grasp and Edwin lost his balance and was soon down on all fours as the large bass swam off. Standing up, he was caked in mud and drenched in frigid water. And, without the trophy fish! He went home, changed clothes and returned to the party, ready to celebrate.

The next day was sure to hold more surprises, and sure enough it did. Young Aldon was at that stage where every day is an adventure and water seemed to hold its share. While others were nonchalantly celebrating Edwin's birthday, Aldon had other ideas. He was playing with a canoe paddle on the edge of the dock, perhaps thinking he might catch a glimpse of the "trophy." All of a sudden he tumbled right into the water. Luckily Edwin was close by and quickly jumped in after him and it is said he landed in the water before his son did. Fortunately, the water was only about 3' deep and Edwin lifted him to safety. He looked just like he did the day before ... caked in mud and drenched with ice-cold water! But his son was safe and that's all that really mattered.

Years from now the Hochstetler family will always remember Edwin's 30th birthday. Not for the candles on the cake, not for the scrumptious food, or stories around the campfire ... but mostly for Edwin's dives into the lake! 🏠



## EICHER WOODWORKING

CUSTOM KITCHEN & BATH CABINETRY



See our cabinetry at Hochstetler's McKay Model Home!



See us at Log Cabin Days!

522 CR 2575, LOUDONVILLE, OH 44842

419-994-1098

EICHERWOODWORKING.COM | INFO@EICHERWOODWORKING.COM



8691 TR 323 - Holmesville, OH 44633

330-763-1285

### OUR SERVICES INCLUDE:

- New Log Homes
- Chinking
- Hunting Cabins
- Complete Log Home Care
- Log Home Staining

SEE US AT LOG CABIN DAYS!