



Mill Direct News

Living the Log Home Lifestyle

Summer 2022

VIEW FROM THE MILL

By Levi Hochstetler

"Wow," I'm back! Actually, I had a lot of "Wow" moments while birding. Last week, I took a week-long vacation to pursue one of my hobbies, birding, the other being history. I was looking at feathers (as birders might say) all over the north central Ohio area including up by Lake Erie in places like Magee and Metzger Marsh. At Magee, there is a boardwalk where birders can walk along and get to see the most beautiful and adorable multi-colored little song birds you can imagine, close up face to face. There, birders "flock together" from all over the country to enjoy their brilliant feathered friends, "the birds." If you are even remotely interested in birds, then by all means go there and enjoy. "Warning," you may get "bill-hooked!"

We finally got done planting pine trees. Our plan was to distribute and plant 70,000 trees this spring. Unfortunately, the one nursery lost our order and they weren't able to deliver any. So we ended up doing just over 50,000 trees. Again, next year the plans are to do 70,000. See the Spring issue for details.

During Log Cabin Days, do take the time to swing by our forestry information booth to pick up a free packet of pine seedlings. Steven has ordered several thousand pine tree seedlings to give out during the event. We will try to have them bundled in bundles of 25 seedlings. Hope to see you all in September!

Hochstetler Log Homes, LTD
552 St. Rt. 95, Loudonville, OH
800-368-1015

Log & Timber Architectural Styles- by Steve D. Lykins, P.E. Professional Architectural Engineer at Hochstetler Log Homes

What is style?

In order to explore Log & Timber architectural styles, it is important to first understand what style is. The dictionary defines style as a verb meaning: to make consistent with certain rules of style. If we choose not to use the word 'style' within our definition of the word, then the definition becomes: to make consistent with certain rules. I like to define style as: a set of rules which, when followed, will achieve a certain predictable outcome. An example of this would be an arrangement of classical proportioning, natural traditional materials and formal 3-D ordering to achieve a certain predictable outcome of classical design. It is important to understand how style is defined as a set of rules.

Log & Timber Styles

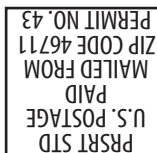
In architecture, styles can take years if not decades or even centuries to fully develop into a recognized style. Many architectural styles develop from a vernacular of a particular region. You will even find architectural style books devoted to residential buildings, or homes. However, you will likely not find a single one that is devoted to log and timber home styles. In fact, you will likely find many that list 'log cabin' or 'timber frame' as a particular style of its own. Anyone who is involved in the design and construction of log homes and/or timber framed homes knows that there is not just one 'log cabin' style. In fact, there are many different styles of home that can be built successfully using logs and/or timbers.

Building a Good "Builder-Homeowner" Relationship - by Levi Hochstetler

A few months after we make the last delivery of our client's log home package, we send out a survey with multiple questions on how the process of building their log home went. Thankfully, a good portion of clients respond by completing them and returning the questionnaires. It serves as a report card of how we did, and gives us direction on how we can improve. Naturally, for us, this is very important information and I personally read each one.

One of the key questions we ask is, "would you recommend your builder to someone else?" Yes or no? And if not, "why not?" This information we take very serious in evaluating builders, prior to referring them to our clients. To prepare this article, I went through over 400 of the most recent ones to see what complaints, if any, our clients had of their builder. I'm happy to say that there were very few negative comments, and also the questionnaires we didn't get back probably indicates they didn't have

continued on page 7




LOG CABIN DAYS

Mark your calendar today!



LOG CABIN DAYS Sept. 16th & 17th
MILL TOUR - FOOD - WORKSHOPS - LOG HOME TOUR - EXHIBITORS

See page 3 for details

continued on page 6

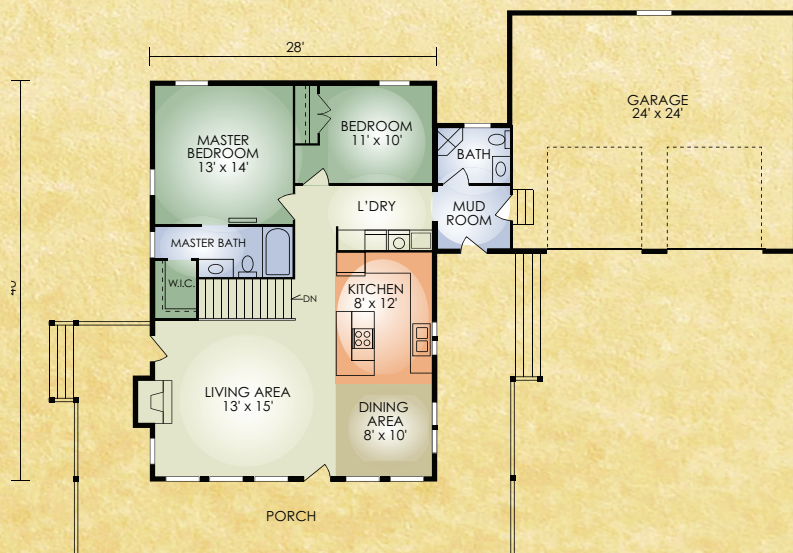
Hochstetler Log Homes, LTD
552 State Route 95
Loudonville, OH 44842
800-368-1015
Change Service Requested

Yellowstone

Sq. ft. 1240
2 BR / 2 BA



The extensive glass of the Yellowstone makes this the popular choice for a lake or mountain view. This home has an open-concept great room tying into the dining area and kitchen, keeping every room together. The large master bedroom includes a walk-in closet and master bath. A second bedroom makes it convenient when the grandchildren or guests come, with an additional bath close by. Laundry and mudroom tie the house and the garage together. If you are searching for a home that has everything on one level and allows you to enjoy the sunset each evening, "look no further."



The Cabin Store

AT MT. HOPE



Visit Our New
& Enlarged Show Room!

7860 State Route 241
Millersburg, Ohio 44654
330-674-1838
Fax: 330-674-0019



Rustic Log Furniture (Aspen, Pine, Hickory)
Lodge Rugs • Custom-Made Furniture
Reclaimed Barn Wood • Barn Beam Mantels

Cabins and Rustic Furnishings Auction on Saturday, Sept. 17th at Hochstetler Log Homes Selling the following during Log Cabin Days



Actual Products may vary from photos

- **Cabins:** Up to three 12' wide Prebuilt Cabins. Perfect for that weekend getaway or a hunting cabin.
- **Pavilions:** Prebuilt Timber Pavilions. Delivered and erected on your ideal spot, within 50 miles.
- **Furniture:** Rustic Bedroom Sets, Coffee Tables, Chairs, and lots more...
- **Home Decor:** Items that you need to put the finishing touches in your home.
- **Bring your truck:** something for everyone!

Location: 552 SR 95, Loudonville, OH 44842
More info or to consign call: 419-368-0005

September 16 & 17, 2022

LOG CABIN DAYS

at Hochstetler Log Homes



- Sample mouth-watering barbecue chicken, pastries, homemade apple cider and delicious kettle popcorn.



- Exhibits and seminars that will guide you through the log building process and help you make your dream log home a reality.



- Self-guided tour of several beautiful log homes, including our McKay and Black Fork models.

TWO FUN-FILLED DAYS OF EVENTS THAT THE WHOLE FAMILY WILL ENJOY!

\$5 Nominal Admission - plus \$20 donation for Log Home Tour

CUSTOMER TESTIMONIALS

“Our dream has always been to live in a log home. After seeing your models and your manufacturing facilities and meeting with our sales rep, we were very impressed with Hochstetler Log Homes and felt confident using your company to manufacture our new dream home.

We wanted a unique design, and we came across the chalet-style home that would fit our lifestyle perfectly. When we met with your in-house architect, he seemed very excited with the style and came up with some great ideas for our home.

We had the opportunity to experience the entire construction of our home from the groundbreaking, to the log setting, to the final interior finishes. It was an experience that we will never forget. We were reassured knowing that our builder had completed the required training at your facility to ensure that the home would be built per your specifications. His entire crew are amazing craftsmen and did a phenomenal job creating a home like no other. It is truly one-of-a-kind and we could not be happier.

There is no end to the compliments we receive about the quality and unique character of our new log home, both inside and out. Thank you for making this a once in a lifetime experience for us and giving us a log home that we will be proud to share with others for the rest of our lives.

-- Oppenheimers – Perry County, OH

“Big thanks to the Hochstetler Log Homes staff in Loudonville for making this a trouble free experience. We love our home!!”

-- Smiths – Valley City, OH



**LOG HOME STAINING FOR
INTERIORS & EXTERIORS
STAINING • MEDIA BLASTING
CAULKING • REPAIR**

Pine Lane

STAINING LLC



Call for a free estimate • Ask about our maintenance program!

4486 TR 156, Millersburg • Duane Raber
330-231-2473, pinelane20@gmail.com

Serenity Hill

by Nathan Hochstetler



- Photography by Style Life Photography

W

While hunting with an Outfitter in KY that was called Serenity Hill, Larry fell in love with the place and decided if he ever built a log cabin he was going to call it Serenity Hill. A few years later this dream became a reality. It all came about by offering to help another Floridian move up to Tennessee. Larry rented a cabin for a week while helping them settle in and it was there that he felt the mountains of Tennessee calling him back home where he grew up. He found 2 lots with a gorgeous view in the same community. After his offer was accepted by the development owner, he started making plans to build his dream log home.

Larry's dream for a log home started all the way back to the times of playing with Lincoln logs as a child and was nurtured over the years while staying at cabins in Gatlinburg, Tennessee. He just loved the warmth, coziness and strength of a beautiful log cabin.

Larry did his due diligence when researching log home companies to partner with



for this once in a lifetime endeavor. A neighbor who had just built a log home gave him a lot of advice. He toured multiple companies and offers this advice to future home owners, "always go visit them when choosing your log home manufacturer." He was intrigued by Hochstetler's true Post and Beam with Sip panel insulation roof system and their solid log gables. He found out most other companies used 2x stick framed roof and gable systems with blown in insulation and a few deco timbers in the cathedral areas.

He found a floorplan that was very close to what he was looking for – 3 bedrooms,

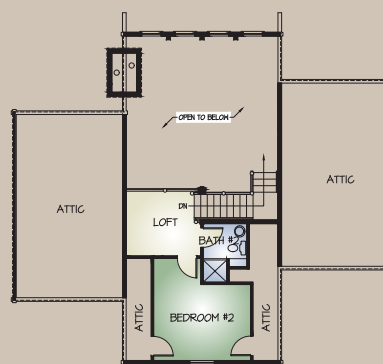
guest bedroom loft, 2-1/2 bath, full basement. With help from the design team at Hochstetler they were able to do some modifications that made it the perfect fit for him.

Larry sold his home in Florida and stayed in a camper at the building site and was ready when the first load of material was delivered in June of 2019. Larry said, "The quality of the logs for the log home were even better than expected and the quantity of material was more than adequate." It was a wet summer and the build process did get delayed a few months and it was almost a year later when he was ready to move into his dream home. But it was well worth the wait!

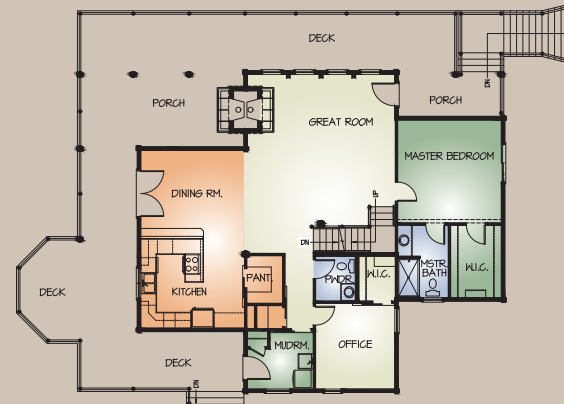
Larry is an avid hunter and the theme of his home reflects this. He has been hunting in multiple states as well as in Canada. The extra meat he gets is donated to a program that helps people that are in need.

When he ordered his cabinets he told the Amish cabinet builder to leave as much character and knot holes in the Hickory wood as possible. Larry doesn't like to see the same thing twice and no cookie cutter style in a home, so he installed different style and species of doors throughout the home. The pantry door is extra unique; it is built from oak whiskey barrel staves Larry found online. He designed the door layout and his builder put the staves together. The solid Armstrong® hardwood flooring is a mixture of 3 different species. Rather than all round wooden spindles, Larry chose powder-coated cast metal panels in various outdoor wildlife scenes, accented with the normal wooden spindles. Also, he added a half-octagon shape eating area to the normal 8' deck off the kitchen.

Larry says, "I have two favorite spots in the home, the den with a massive wood burning fireplace, and the covered deck with a gas fireplace." Above the doorway leading to the deck is a wooden sign that says "Serenity Hill" and it is out here on the deck that the meaning of serenity is profound. On top of the mountains there is no humidity, no mosquitoes, no worry of hurricanes and you have the best view in the country. Truly Serenity! 🏡



SECOND FLOOR PLAN



FIRST FLOOR PLAN



For additional information about this home, please contact Hochstetler Log Homes at 800-368-1015.

Log & Timber Architectural Styles - cont'd from page 1



Chalet

Perhaps the most iconic example of a log and timber home is the Chalet. Popularized in the 1930s thru 1950s, this is a European-inspired style. Tourism throughout Europe during this time period allowed the popular Swiss Chalets to gain influence on public taste. This style is marked by a low sloped roof with wide eaves and large overhangs. This architectural style dictates the use of logs for wall construction and timbers for the roof and floor framing systems. A traditional Swiss Chalet has natural stone roof covering, wall logs hewn or sawn square, or rectangular with no chinking between the logs, and a large porch or deck underneath the large roof overhang. Other iconic features include flower boxes on the porch/deck railings and simple rhythmic patterns on repeated elements such as balusters for a deck railing, which usually appear to be quite intricate at first glance.



Appalachian

For many, the term 'log cabin' brings to mind a settler's cabin with horse hair and mud jammed between the logs. In early America, this is what a log cabin was: a

temporary shelter constructed using materials at hand. Many early settlers built these temporary structures in the Appalachian region as they moved west in search of a suitable homestead. An Appalachian style home is likely to have logs left round or hewn to a square or rectangular shape. Many Appalachian style homes will have chinking between the logs, both inside and out, and the overall form and shape of the home is usually a very simple rectangular prism with a gable roof atop. There may be a full second story or, more likely, a story and a half. Gable end walls were traditionally covered with clapboards, wood shakes or slab wood. A large fireplace and chimney is likely to be found near the end or center of the home. Sometimes a shed porch or saltbox addition is added and can be a successful part of this style. A traditional Appalachian style home would have had a log timber framed roof and floor system with mortise & tenon joinery. Nails, screws and bolts were still hard to come by when this style was born. This style plays a nostalgic role for many folks today and so it remains popular.



Arts & Crafts/Craftsman

This particular style, while not originating from traditional log and timber construction, has come to embrace logs and timbers as construction materials. One of the signature features of an American Arts & Crafts styled home is the use of natural materials such as wood, brick, stone and colored glass. So it is easy to see how log and timber home owners, designers and builders are attracted to this particular style. Features of this style include using non-mass produced components that reflect the work of a craftsman, such as fine casework and carpentry, intricate natural stone masonry and stained glass. Simple, crisp lines with perhaps a graceful arch are suited for this style. Proportions are usually short and fat lending to a strong, stout appearance. Symmetry is often a strong component of this style. This architectural style was popularized in the American Midwest and west during the 1920s thru 1940s and examples can be found in many regions using different construction types.

This story will be continued in the next issue of Mill-Direct News

Building a Good “Builder-Homeowner” Relationship - cont'd from page 1

any either, as otherwise they would most likely have responded. Yet, I believe the few construction complaints we did get may be helpful information for those who are looking to build a log home.

In the next few issues, we will cover a list of the top 10 complaints I found, followed by my own comments. Many had multiple issues with the same builder. They are listed in the order of the most frequent complaints first.

#1 Didn't stay on schedule and it took them longer than what it should have.

There are so many unknowns in the construction of a home and one setback can upset the builder's schedule (often too tight) for a whole year. Doctors and surgeons can relate when an earlier surgery or patient ran into unknown complications, throwing their schedule to the wind.

It can all start with the sluggish permit process largely intensified during Covid, the excavator runs into bedrock, a key employee gets hurt, a sub forgot to put them in his schedule and then lately it's been the supply chain issues. The list could go on and on. However, all in all the weather is still the “elephant in the room” and I have yet to find a builder that was able to do much about that!

Personally, I would prefer a builder that comes in late, knowing it was done right, then having someone do sloppy work in order to stay on schedule. However there is a happy medium. Some will take advantage of your easy going disposition. Others simply have a hard time saying no to prospective work.

So, what can you as the homeowner do? First of all, do what you can to make sure your obligations are completed in a timely fashion. Financing can be one of those, so start early accordingly. Another thing that can help is to order the log home package early enough so that the manufacturer can move forward with the final construction documents needed by the builder before starting construction. Give yourself some cushion. If the builder says 9 months, plan on 10. Try not to get into a “have-to” move-in situation. Make sure the bank will allow you to go over schedule. If you agreed to be responsible to get the electrician, then keep communicating with both the contractor and the electrician to make sure they both stay on schedule, otherwise it can affect the builder's next step in doing the interior wall coverings. And then, like dominos, it will move out all the rest of the things that need to be done yet to finish the home.

Builders do have a tendency of overbooking, particularly when they are busy. Take an honest look at their schedule, is it realistic? Your log home package supplier might help in evaluating it. *This story will be continued in the next issue of Mill-Direct News*

Log Cabin Days Lodging Directory

Mention Hochstetler Log Homes for special rates at the following locations. With multiple activities in the area book early for availability.

HAMPTON INN, 2055 East Main Street, Ashland, OH 44805 (Located off the Ashland Ohio I 71 exit on US RT 250) Distance 15 minutes North • 419-903-0900

BEST WESTERN PLUS HOTEL, 240 East Liberty, Wooster, OH 44691
Distance 24 minutes East • 330-264-7750

COMFORT INN & SPLASH HARBOR, 855 Comfort Plaza Dr. Bellville, OH 44813
(Located at I 71 & St. Rt. 97 Exit 165) Distance 20 minutes West • 419-886-4000
www.SplashHarbor.com

MOHICAN LODGE, 1098 Co. RD 3006, Perrysville, OH 44864.
Distance 20 minutes West • 419-938-5411 • www.MohicanStateParkLodge.com

PLEASANT HILL LAKE PARK CABINS, 3431 SR 95 Perrysville, OH 44864.
Distance 15 minutes West. Stay in a Hochstetler Log Cabin. Only 8 available.
419-938-7884 • www.mwcd.org



BW
Best Western PLUS

Complimentary Breakfast • Fitness Room • High Speed Internet

243 E. Liberty St., Wooster • (330) 264-7750 • bestwestern.com



COLONIAL HOMESTEAD

Windsor Chairs • Antique Tools
Handmade Period Furniture

6515 St. Rt. 241 • Millersburg • 330-600-9445



Savor Summer with **LEHMAN'S** FOR A SIMPLER LIFE

Who doesn't love an old-fashioned barbecue?
Outdoor cooking is as American as apple pie. At Lehman's, we carry everything you need for grills, barbecues, recipes and accessories that will let you enjoy the outdoors this summer.



LEHMANS.COM • 800.438.5346
On the Square in Kidron, OH • Open every day except Sunday

See Mill-Direct News back issues at www.HochstetlerLogHomes.com • 7

CABIN FEVER

“Amazing Sharpshooter”

by Bill Dinkins

Phoebe Ann Moses was born August 13, 1860, in Darke County, Ohio, a rural county on the Indiana border. Nicknamed “Annie” by her sisters, she was the sixth of seven children born to Jacob and Susan Moses. When father, Jacob, died, the family had no money and Annie was sent to live at Darke County Infirmary (the county poor house). When she was 10 years old she helped a local farm family with a baby and household chores, but it was an abusive situation, and after 2 years she returned home to help her mom. From an early age she was an excellent shot and supported the family by hunting and trapping. She could shoot pheasants and quail in the head, thus keeping the edible meat free from buckshot. She would then sell the game to locals, restaurants and hotels in the Greenwich area. With the money she made she was able to pay off the home mortgage of \$200!

As her reputation grew, so did her challenges. She met a traveling sharpshooter, Frank Butler, in Cincinnati after a tavern owner had arranged a shooting match. On Thanksgiving day, in front of a large crowd, Frank was surprised to see his opponent - a 5 foot tall, 15 year old girl! They each shot 25 times, but Frank missed the last shot, while Annie made all 25! He was infatuated by her looks and skills, and they began dating, and eventually got married. A marriage that lasted 50 years.

The Butlers’ started performing together in 1882 when Frank’s partner became ill and Annie took over. She soon became the headliner and adopted her stage name, Annie Oakley, supposedly named after the area in Cincinnati (Oakley) where she had once lived. In 1884, they met Sitting Bull, the legendary Sioux indian tribal leader who defeated General Custer in the Battle of Little Bighorn, in a theatre in St. Paul, Minnesota. He was so impressed with her skills that he asked to see her after the show. She gave him a signed photograph and, in return, he gave her a pair of moccasins he had won at Little Bighorn. Also, in 1884, she met William “Buffalo Bill” Cody, while performing with a circus in New Orleans. She soon became the headliner and performed for Cody’s “Wild West Show” for 16 seasons. Cody called Annie, “Li’l Miss”, an apt description for the diminutive 5’ markswoman, and had her perform early in the show so the audience could get used to the sound of gunfire. Her charisma and skill endeared her to audiences everywhere. At 90 feet, she could shoot a dime or cork out of a bottle or snuff out candle flames! She could also shoot a playing card with the thin edge held facing her multiple times - in fact, the theatre business began referring to free tickets, which had holes punched in them as, “Annie Oakleys.”

Annie soon became an international celebrity, reportedly earning more than anyone in the “Wild West Show”. She and Frank toured around the world, going to about 130 towns each season.

Paul Harvey, famed broadcaster, used to end his stories of famous people who rose to fame while encountering numerous obstacles, with the phrase, “and now you know the rest of the story.” Annie Oakley’s life was indeed an inspiring “rags to riches” adventure ... and now YOU know the rest of her story. 🏠



Miller's Rustic Furniture
Joe & Miriam

Large Selection!
"Rustic, but Comfortable"

Rustic & Cabin Furniture

HICKORY
ASPEN
PINE
RECLAIMED
RED CEDAR
HAND HEWN
BARN WOOD
SLAB TABLES

Furniture Built On-Site

Bedroom • Dining • Living Room • Occasional

6101 County Road 68
Millersburg, Ohio 44654
www.millersrusticfurniture.com

330-674-9709
sales@millersrusticfurniture.com

EICHER WOODWORKING
CUSTOM KITCHEN & BATH CABINERY

See our cabinetry at Hochstetler's McKay Model Home!

522 CR 2575, LOUDONVILLE, OH 44842
419-994-1098
EICHERWOODWORKING.COM | INFO@EICHERWOODWORKING.COM