



Mill • Direct News

Living the Log Home Lifestyle

Winter 2020/2021

VIEW FROM THE MILL

By Levi Hochstetler

We are having a gorgeous fall here in north central Ohio. I can't remember in recent history of a nicer one. The weather was pleasant and the leaves on the trees were extremely beautiful. Now, at November 4, we are going into what is probably our Indian summer. They are predicting into the 70's over the next couple days. Hopefully, those who wanted to get some exterior staining done should be able to do so.

The Log Raising was a success with well over a 100 people attending though I'm sure had it not been for the Covid there undoubtedly would have been more. The thing that always is a concern is the safety of the workers when we have an event of some sort. Suppose someone would get hurt and this time with the virus it was a double concern. We are very thankful to be able to say, as far as we know, everyone went home healthy.

This has been a down year for us but we hope with the election behind us, the stock market rebounding, a Covid vaccine just around the corner, and not to mention the low interest rates, things should rebound substantially this fall. Already we have a few orders for next spring. With lumber prices "going through the roof" it makes it challenging. The wholesale price for framing lumber has doubled this summer and OSB sheathing has gone up over 300%! We are lucky that we had bought up most of the framing material early this year! Next year may be more of a challenge but the good news is that the stacking logs we make and harvest ourselves.

Hochstetler Log Homes, LTD
552 St. Rt. 95, Loudonville, OH
800-368-1015

Log Home Advantages- *by Levi Hochstetler*

Log Homes are Energy Efficient

unlike your great grandfather's log cabin of long ago, log homes today are highly energy efficient. In their day, logs were installed green with the facing side hewn and the top and bottom natural round logs. Chinking made with mud, clay and straw, often as wide as the logs themselves, was mortared in-between the logs. Constant temperature changes with freezing and thawing and the logs drying caused them to shrink and twist making them inflexible, mortar-like chinking crack and pull away from the logs, creating large gaps and therefore, drafts. What I've heard referred to as an early form of "air conditioning." At any rate not very energy efficient! No wonder people even yet today wrongly assume log homes are cold and drafty.

However, today with logs that are not only air-dried but also kiln-dried before they are milled, there is very little shrinkage or movement after they are put-in-place. Unlike in the old days, the logs are screwed together with long ¼ inch screws every 30" or more and what's more the logs are tongue & grooved with a continuous double gasket system. The tongue & groove keeps them aligned while the long screws holds them



Tour the McKay model during our Holiday Open House.

See page 3 for details.

continued on page 2

Log Raising Recap - *by Nathan Hochstetler*

There are four things one needs for a successful Log Raising. (1) Material that is ready to be installed. (2) Willing hands that are enthusiastic in seeing how much can be accomplished in one day (3) Weather that is conducive to work in. (4) A crowd of people that want to experience the excitement of a Log Raising.

On Saturday, September 5th, 2020, we were blessed to have all four. During the Log Raising, guests were able to see first-hand how a Hochstetler log home is built. This included stacking the logs, setting the timbered roof system, and installing T&G roof covering. It was amazing to watch how much can be accomplished in one day with many willing hands. Our staff was on-ground to answer all the technical questions. The Blackfork and the McKay model were open for visitors to peruse through at their leisure.

After months of planning the expansion of the Blackfork to incorporate more office space and a large display room, we were ready to break ground on the 36'x24' log home addition. The basement is to have two offices and the display room, so naturally the choice for the foundation was to use ICF Foam

continued on page 6

PRRST STD
U.S. POSTAGE
PAID
MAILED FROM
ZIP CODE 46711
PERMIT NO. 43

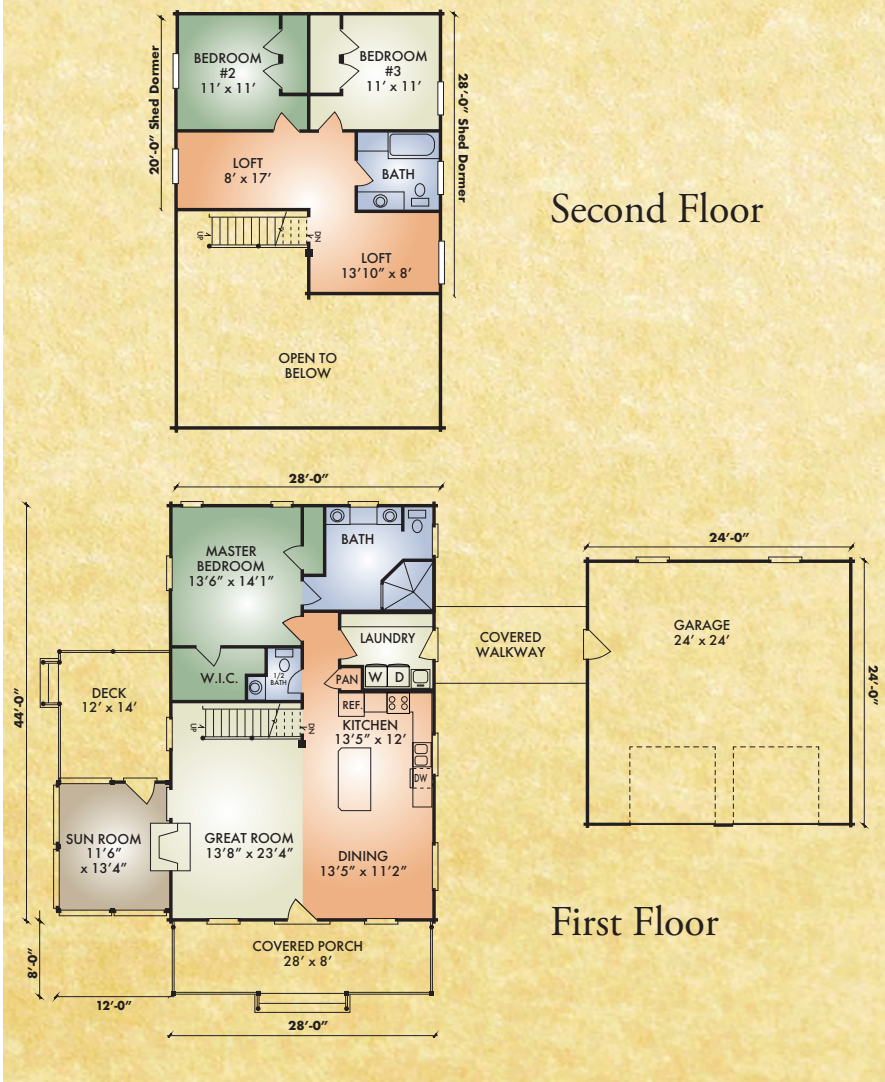
Hochstetler Log Homes, LTD
552 State Route 95
Loudonville, OH 44842
800-368-1015
Change Service Requested

Wilson

Sq. ft. 2072
3 BR / 2.5 BA



The Wilson is a chalet-style home designed to fit any landscape, from a riverfront to a mountain-top view. The Master-Bedroom and Bath are conveniently located on the first floor. With 2 additional bedrooms and a full bath upstairs. In the timbered open-concept greatroom there is plenty space for guests to gather. Imagine the pleasure of relaxing in this spacious sunroom with its glowing fireplace, and large windows that bring your beautiful surroundings to the inside.



Log Home Advantages - continued from page 1

snug on top of each other and the expandable gasket assures that they stay tightly sealed so that no air can come through.

More and more, building departments require our clients and builders to have blower door tests done in order to help determine if their homes are energy-efficient. Several times the different mechanical engineers doing the test on our log homes were baffled, thinking their instruments were malfunctioning. Only after redoing the test several times were they convinced that log homes were indeed much tighter than what they were anticipating. In fact, so tight that they recommended air exchangers to be installed in the home! One we know tested at (Ln) Normalized Leakage to 0.13 and another came back at .63 ACH50 which stands for air changes per hour—well below the Energy Star requirement of 3.0 or less.

Log Homes are more healthy. In the last 75 years 1000's of different chemicals have been introduced into our lives. One study says as much as 80,000! Some, I'm sure, are very safe for humans but other's maybe not so much. In construction alone you could make a huge list of chemicals that get used to make building material for new homes, not to mention the chemicals that get used directly in building the homes themselves such as finishes, glues and caulking. Since the energy crunch of the 70's we have been tightening the homes to make them more energy efficient which, in turn, has made the problem even worse. As contaminants get trapped inside, people can get ill. MCS (Multiple Chemical Sensitivity) is believed to have worsened as more people are exposed to polluted indoor air. We spend most of our time indoors as a nation which is said to be as much as 90%! And, what's more young children, elderly and people with chronic illnesses get outdoor even less—the very population that is most vulnerable to chemicals. Experts say that poor air leads to or accelerates asthma, allergies, respiratory illness, lung cancer, chronic obstructive pulmonary disease and other serious conditions. And, could it make a difference in the negative impact of Covid 19? I believe it could.

While you can't practically eliminate all chemicals in building a home, a log home does greatly reduce the amount of chemicals you and your family gets exposed to. Log homes are made of natural wood. The logs themselves don't outgas; have little to no chemicals unless pressure treated, no formaldehydes and no fumes in the air. The finish used on the inside of the logs, which is normally water based, with zero VOC's is probably the chief if any concern that one would have.

These days there is a lot of concern with black mold. Like the chemical problem it also stemmed from the homes becoming tighter and tighter in order to save energy. Log homes are much less susceptible to mold. Solid log walls and the ridged EPS (Expanded Polystyrene) continuous blanket insulation in the roof largely reduce the potential areas for mold growth. There are no hidden cavities on the outside walls for mold to grow in like those that exist when using drywall. Same way in the ceiling where solid sheets of EPS are used which, unlike fiberglass does not absorb or hold moisture for mold to grow in. In fact according to tests, mold or fungi can't grow on EPS. Hands down a solid wood wall such as a log home built with a timber roof using EPS nailbase insulation panels is one of the best homes on the market as a step towards having a home with less potential mold problems. 🏠

PINE LANE STAINING, LLC

Log Home Staining for
Interiors & Exteriors
Staining • Media Blasting
Caulking • Repair

Call for a free estimate!

4486 TR 156, Millersburg • Duane Raber 330-231-2473, pinelane20@gmail.com



Come One, Come All!
HOLIDAY
OPEN HOUSE
 at Hochstetler Log Homes



It's that time of year when we wish to invite you to come in and enjoy the casual and relaxing lifestyle that makes a log home so special. Refreshments will be served.

This is also an ideal time to discuss your building plans with our experienced design staff and get a free, no-obligation estimate. Our McKay model is at the intersection of St. Rts. 60 & 95, 5 miles north of Loudonville, Ohio. The second model, the Black Fork, is only a 1/2 mile up the hill at 552 St. Rt. 95.

Open House days are: December 26, 28, 29, 30 & 31.
 Closed on December 24-25 & January 1. We hope to see you!



CUSTOMER TESTIMONIALS

"From the first phone call to Hochstetler, I knew they were the company I would use. The sales rep's patience and knowledge put me at such ease, I never had any seconds thoughts. A log home had always been my dream. I went into Hochstetler's office with a drawing and a budget. With their expertise I was able to plan a home I wanted in a price range I could manage. They knew how to make things work with the footprint I had in mind. The style of log, the color of the stain and down to the selection of hardware was a breeze. I don't believe there has been any issues with my process. Everyone at Hochstetler has been a pleasure to work with. Steve Lykins, has helped us by contacting the engineer in Indiana to get the details of my plan approved by the permitting office. Fabulous Company, Amazing People, Top Notch!"

-- Barnes-Lanesville, IN

HOCHSTETLER IN THE NEWS



Congratulations to Ron & Deborah in receiving the honor of having their log home featured in the National Magazine "Log & Timber Home Living, 2021 Buyers Guide" To view the complete story and photos of this home: Go to www.HochstetlerLogHomes.com.

The Cabin Store
 AT MT. HOPE

7860 State Route 241
 Millersburg, Ohio 44654
330-674-1838
 Fax: 330-674-0019

Visit Our New & Enlarged Show Room!

Rustic Log Furniture (Aspen, Pine, Hickory)
 Lodge Rugs • Custom-Made Furniture
 Reclaimed Barn Wood • Barn Beam Mantels

The Last Best Place

by Bill Dinkins



- Photography by Style Life Photography



F For many of us, the classic song “Home On The Range”, along with its captivating lyrics, rekindles thoughts of the expansive west and it’s relaxing, peaceful lifestyle. Cowboys and cowgirls, stagecoaches, herds of cattle and horses, magnificent mountains, endless valleys and lively banter around the campfire soothes the senses.

This lifestyle must have intrigued David and Camille Crago when they experienced it firsthand with their kids, while vacationing at a ranch in Montana, many years ago. The kids took their cowboy ways along home to Ohio, but knew that they would be back. At the age of 22 and 25 their two sons went on an expedition to find property. (With a promise from the parents that they would join them once they retired. Now, 17 years later they have connected with them by building a log home close to their sons on a 37 acre lot.

After visiting log home companies, and perusing log home magazines, they attended the Columbus Log & Timber Home Show, where they ran into the team at Hochstetler Log Homes, who invited them to come on out and tour the models.


“When we walked into the front door of the McKay, we instantly knew that this was our home”, said Camille. While on the home tour during Log Cabin Days they saw a log home that was similar to the McKay, only 4’ longer with a garage and first-floor laundry in the breezeway. Perfect!

The goal for the Crago’s was to build a forever home, something they could take care of and be comfortable in. Everything on the layout is designed for efficiency and practicality. This is a 3800 sq. ft. home, explains David, but every space is utilized from the loft all the way to the basement. If someone would have told me I was going to retire and build this large a home, I would have told them they were crazy.

The loft space has a built-in Hickory bookshelf 14' high that is filled with books. "This is where we hang out, reading, putting puzzles together and a computer to work", Camille said. They put triple windows in the back of the dormer to bring in the natural light and give them an million dollar view of the gorgeous mountain range.

When asked what their favorite part of log home living is, Camille says, "it's the feeling." Our 12-year-old granddaughter portrayed it best. One day she asked me if I know what the favorite part of the home is? I had no idea, was it the bunkhouse downstairs, sunroom, or the loft? Her answer, "It's the way I feel when I'm here". Every morning I wake up and go the sunroom and get to look out at the mountains, "God's Grandeur at its best!"

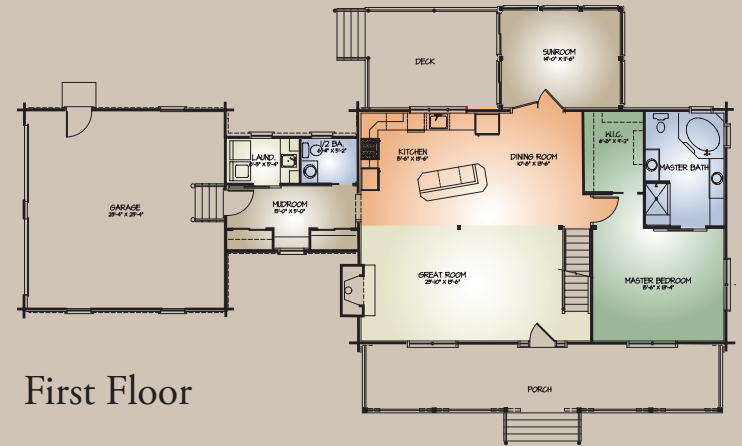
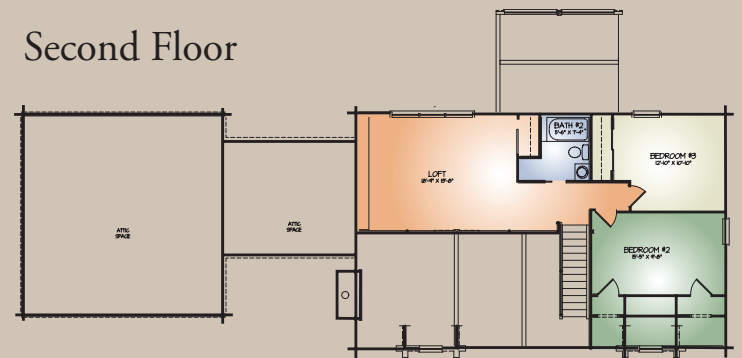
Their advice for home buyers is take your time and do your homework. Look for a company that has been around for years, stand by their product and are transparent, "Honest."

We have adopted the Montana State tagline, says Camille, "Last Best Place." 

Take a virtual tour of this home at HochstetlerLogHomes.com



Second Floor



First Floor




For additional information about this home, please contact Hochstetler Log Homes at 800-368-1015.

Log Raising Recap - continued from page 1

Insulation blocks. The foam blocks are stacked up like lego blocks and braced. Then the large concrete-pump is brought in and the concrete is poured in between the 6" foam opening. It is one of the driest and efficient foundations available, more popular in the colder Northern areas. The subfloor consists of 2x10 joists and AdvanTech osb floor. For the stacking logs we chose the 8x8 D with Saddlenotch corners. FOHC Structural Douglas Fir Timbers were used in the roof system and covered with a 7-3/8" 2-layer foam insulation system to provide a cozy place to sit down with our team and design your dream log home.

The 1-bedroom, 1-bath model will remain essentially the same, while the new sales wing will contain 5 sales offices, 2 design studios, and a display showroom with door and window displays, roofing, plus paint and stain samples. Hochstetler prides itself on being a "one-stop" shop and seeks to help the log home customer from start to finish in a professional, efficient way.

The new sales office is now under roof, except for a few finishing touches. It is in the same location as the manufacturing, which includes the mill, both dry kilns, and the storage building. Customer service has always been a key concern and it is hoped this new arrangement will continue to provide quality homes at a fair and honest price. 



Guests were able to see first-hand how a Hochstetler Log Home is built.

LODGING DIRECTORY




PLEASANT HILL LAKE PARK

Hochstetler Log Homes built cabins

Online Reservations at **MWCD.ORG**

20 Minutes from Hochstetler Log Homes at I-71 & St. Rt. 97 (Exit 165)



QUALITY INN & SUITES



Comfort INN & SUITES

MENTION HOCHSTETLER LOG HOMES FOR 20% DISCOUNT*

Free Deluxe Breakfast Buffet

QUALITY INN
1000 Comfort Plaza Dr., Bellville, OH
419-886-7000 - www.QualityInnBellville.com

COMFORT INN & SPLASH HARBOR
855 Comfort Plaza Dr., Bellville, OH
419-886-4000 - www.SplashHarbor.com

* Some restrictions may apply.



MOHICAN
LODGE & CONFERENCE CENTER
Operated by Regency Hotel Management, for ODNR

96 Room Resort Lodge - Two Pools
Sauna - Dining Room with Lake View

CALL FOR SPECIAL HOCHSTETLER PACKAGE*

* Some restrictions may apply.



1098 Co. Rd. 3006, Perrysville, OH 44864
419-938-5411
www.MohicanStateParkLodge.com

Register now for our Professional Log Home Builder Workshop

SPRING SPECIAL
\$329
per person

Learn from the experts how to build log homes at our 3-day "Hands - On" Workshop, February 16, 17 & 18th.

- Log stacking and construction demos by instructors - plus "hands-on" workshops
- Lunch provided 3 days
- You will learn what's involved in the process from start to finish that's unique to log home construction
- Tour of our state-of-the-art kiln and mill facilities
- Tour of our two model log homes

Professional Log Home Builder Seminar \$329

Method of Payment: Additional Person \$89

Check (enclosed) # _____ Expiration _____

VISA # _____ Expiration _____

MasterCard # _____ Expiration _____

Name _____ Phone _____

Address _____

City _____ State _____ Zip _____

Signature _____ Date _____

Are you bringing a guest? Yes No

Return to: Hochstetler Log Homes Ltd., 552 St. Rt. 95, Loudonville, OH 44842

Please fill out this application and return with your payment of \$329. This limited time offer has limited seats available. Each person may bring one guest for an additional \$89. Call 800-368-1015 for more information and ask for Joseph.

Welcome to Wayne County



WARM UP AT LEHMAN'S



With over 60 years of experience, Lehman's is the best place for your home-heating needs.

On the Square in Kidron, OH
Open every day except Sunday

LEHMANS.COM • 800-438-5346



OHIO'S AWARD-WINNING DESTINATION FOR BEAUTIFUL FURNITURE, INTERIOR DESIGN, AMAZING GIFTS AND CASUAL LUNCHEON DINING.

Make life *Beautiful*



Wooster FURNITURE BOUTIQUE GIFTS LUNCH
330-264-1014 Open 7 Days a Week Lunch Served Daily 11-2:30



Wayne County Convention & Visitors Bureau
428 W. Liberty St., Wooster, OH 44691
800-362-6474 • www.wccvb.com

Contact us for a 2021 Visitors Guide




RURAL LOGIC:

FIND A PLACE SO QUIET
YOU CAN HEAR YOUR
BLOOD PRESSURE DROP.

We believe country living amplifies the things that matter most. Like connections to your family, the world around you, your community, and even yourself. Rural 1st is the leader in rural lending because we've been living our values out here for over 100 years. Head to [Rural1st.com](https://www.Rural1st.com) to learn more and connect with a loan officer to get started.

Home Loans • Construction Loans • Rec Land Loans • Lot Loans



Rural 1st is a tradename and Rural 1st, the Rolling Hills Window icon, Rural Logic, and Closer to What Matters are exclusive trademarks of Farm Credit Mid-America, NMLS 407249. Rural 1st products are available to consumers within the territories of participating Farm Credit System Associations.



CABIN FEVER

“Quick Release!”

by Bill Dinkins

As I was contemplating what to write for Cabin Fever in this issue, I happened to think back to a northern Ontario fishing trip I went on with an old fraternity brother, Dave Thomas. We met at the University of Akron as members of the Phi Kappa Tau fraternity in the late '50's and made our annual treks until we both graduated around 1964. I think Dave graduated earlier, I was a slow-learner!

Anyway, I could always count on Dave to join me. I had heard from another fraternity brother about the great fishing for large pike and walleye in Lake Kapiskong. It was miles from the nearest village, Shining Tree, and a full day by boat from the Grassy River area to the island where we would camp. The trip was always scenic though, since we often saw beaver, mink and even moose along the way. We would rent a wooden row boat with all our camping gear and head back to the island, powered by an old Johnson 9.5 motor. This was a wilderness fishing trip and lacked many of the basic conveniences we had back home - like toilets.

There were three of us one year and Dave had the boat without the motor. Still, he was able to row to one of our nearby “honey holes” and fish. It was a shallow area with hundreds of stumps and lots of opportunities to lose fish, especially big ones. Dave tied on his favorite “go-to” lure, a yellow Jitterbug. This surface lure would cause quite a disturbance as it wiggled its way back to the boat - splashing non-stop. Primarily a bass lure, Dave thought it might work for pike. After a dozen casts he got a strike, but it wasn't a pike, it was a walleye, which NEVER hit a surface lure. Evidently, this fish never got that memo!

As Dave reeled in, a huge fish grabbed his walleye, and quickly retreated. This “tug of war” lasted 5 minutes until Dave finally brought the two fish toward the boat. Surprisingly, the pike released the walleye and Dave continued reeling. The pike had second thoughts and returned, grabbed the walleye again and retreated back to the stumps.

Once again, Dave brought both fish back to the boat and tried to land this “two-for-one” combo. While holding the rod skyward with one hand and the net in the other, he lacked a third hand which would have enabled him to maneuver the boat - and the massive pike took off once more, the walleye hanging out both sides of his mouth. “How long could this go on,” Dave muttered, and after another few minutes he once again brought the two fish to the boat. With net ready, the boat in perfect position, this battle was about to end. But just as Dave lowered his net the big pike opened his mouth, released the thrashing walleye, and with a mighty flip of his tail was off to hunt for something a little less challenging.

Meanwhile, Dave lifted the walleye on board and placed it on the stringer. Not necessarily the outcome he had hoped for, but still a succulent walleye for dinner and an unbelievable story around the campfire! 🏠



EICHER WOODWORKING LLC

CUSTOM KITCHEN & BATH CABINETS



See our cabinetry at Hochstetler's McKay Model Home!



522 CR 2575, LOUDONVILLE, OH 44842

419-994-1098

EICHERWOODWORKING.COM | INFO@EICHERWOODWORKING.COM



Large Selection!
“Rustic, but Comfortable”

Rustic & Cabin Furniture

HICKORY
ASPEN
PINE
RECLAIMED
RED CEDAR
HAND HEWN
BARN WOOD
SLAB TABLES



Furniture Built On-Site

Bedroom • Dining • Living Room • Occasional

6101 County Road 68
Millersburg, Ohio 44654

www.millersrusticfurniture.com

330-674-9709

sales@millersrusticfurniture.com