



Mill Direct News

Living the Log Home Lifestyle

Winter 2021/2022

VIEW FROM THE MILL

By Levi Hochstetler

This year, fall has been slow in coming around. First, we had unseasonably mild weather and today, October 21st, most of the leaves are still on and green! Normally, the 15th is considered the overall peak for leaf color in this area. We have yet to experience our first frost!

Being blessed with nice weather, Log Cabin Days turned out to be a success again this year. We didn't know, with Covid numbers up again, how many people would stay away. I'm sure several of you did decide not to come for various reasons, which is understandable. However, in spite of that the Mohican parochial school made over a ton of BBQ chicken this year, more than they ever did before during Log Cabin Days. We don't have an exact count, but according to parking capacity we estimate there were around a 1000 people on Friday, which is similar to other years, and 2200 to 2400 on Saturday, up about 10% from 3 years ago. Our first rustic furniture and furnishing auction seemed to have been well received. Accordingly, we plan to continue it in the future. Thank you friends and neighbors for coming!

During LCD's "Log Home Academy" was launched. It followed the new booklet, "The 9 Steps to the Good Log Home." This workshop was proven to be a popular hit with people that attended. The plan is to have it in the Columbus area on Saturday, February 26, several weeks after the Columbus Log Home Show and the week-end after the three day builder's workshop. The main goal is to prevent people from making so many design mistakes, or as we put it, less of the "if I ever build again syndromes."

Hochstetler Log Homes, LTD
800-368-1015

Log Cabin Days A Resounding Success!

- by Nathan Hochstetler

The 10th Bi-Annual Log Cabin Days can be put in the records as a success. The weather was absolutely gorgeous and several thousand people traveled to rural Mohican country to attend this popular event. Everyone was able to go home feeling it had been well worth the drive. As one attendee testified, "The best log cabin event for folks interested in building a home."

The favorite attraction was the opportunity to tour up to 11 log homes, and discover the casual, relaxing lifestyle that characterizes log homes. Also, the chance to converse with home owners on their building experience. What would you do differently if you would build again? How was Hochstetler Log Homes to work with? Would you build a log home again? How about maintenance? These were a few of the many questions that were answered. We hope everyone left more convinced than ever that owning a log home is not just a dream, but can be a reality.

We want to take this opportunity and thank the homeowners in opening up their doors and patiently answering the questions that over 100 people threw at them. We received a lot of thanks from visitors once they saw the beautiful homes. Best of all, by your generousness, American Cancer Society received over \$3,500 in donations.

In the seminar area, log home enthusiasts were taken step-by-step through, "9 Steps to the Good Log Home" booklet, presented by the Log Home Academy group. This course prepares anyone to move



continued on page 2

Better Home Designs, Faster: Part III - by Levi Hochstetler

(Continued from Fall 2021 Issue)

Dream wish list: Whenever you see something you like in a magazine, tear it out or scan it for future reference. Keep them organized into categories such as: exterior ideas, kitchen ideas, great room ideas, etc. Remember to also gather landscape ideas and small details like electrical box covers, lighting fixtures, doors, windows, stain colors, flooring, faucets, and other items that catch your eye. Taking pictures when visiting friends or touring model homes can become a valuable source of ideas as well.

Keep these items in a handy, well organized file. Eventually, you will be showing your dream wish list to your designers. This can help them understand what you like, and in turn, incorporate your ideas into your plans. Otherwise, they may be guessing, wasting everyone's time.

Building Department: Contact your local building department (some areas don't have any) and find out what codes they follow, including energy codes. Be sure you ask what

continued on page 6

PRRST STD
U.S. POSTAGE
PAID
MAILED FROM
ZIP CODE 46711
PERMIT NO. 43

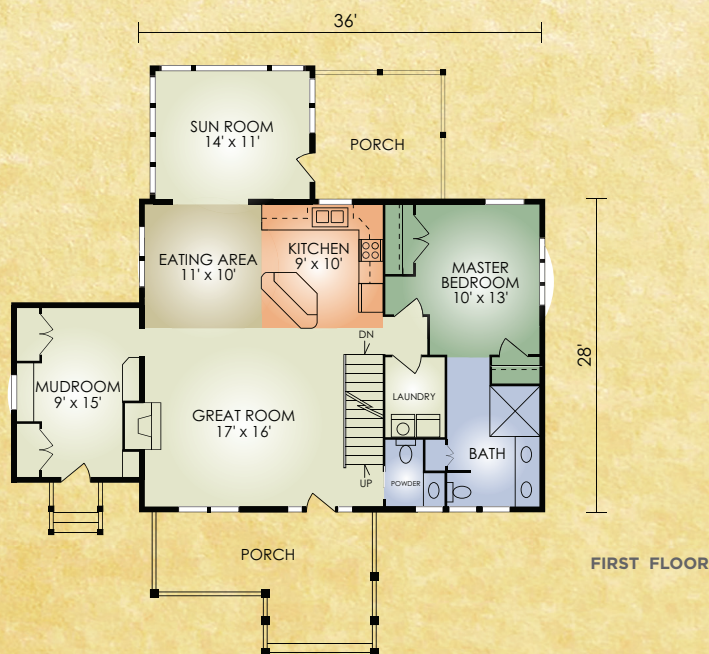
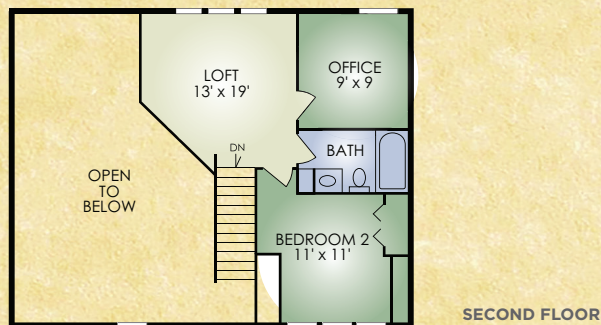
Hochstetler Log Homes, LTD
552 State Route 95
Londonville, OH 44842
800-368-1015
Change Service Requested

Acadia

Sq. ft. 1,864
3 BR / 2 BA



The Acadia home is designed to offer outstanding practicality and convenience. It features the ever popular open-concept great room with exposed timbers in the cathedral ceiling and a 2-story stone chimney. The kitchen has a serving island and easy access to the sunroom and nearby laundry room. The master bedroom has a large master bath with double sink and spacious closets. Upstairs, there is a second bedroom, full bath, office and loft. The loft, with its angled floor configuration, offers an outstanding view of the great room and fireplace below. If you need a 2-3 bedroom home with an outstanding traffic flow and convenience check this one out.



Log Cabin Days A Resounding Success

- continued from page 1



forward confidently with their dream log home project. The presenters covered everything from budgeting, finding the right property, choosing your style of home, determining your needs in the home, arranging the home on the property, and construction of your home. The ever-popular Log Basics 101 was well

received by those just starting on their log home journey, it gets you up to speed with the terminology used in the log home industry. And, the lucky ones that already own a log home got well-informed on how to preserve the longevity and beauty of a log home in the maintenance session.

The food tent was frequently visited by all, looking for another bite of the delicious barbecue chicken or a bowl full of the kettle-cooked beans or even to sneak another mouth-watering fry pie. Others went for the grilled burgers, noodles, potato salad and variety of pies that tempted your palate, especially when topped off with a scoop of homemade ice cream. Nobody went home hungry.

The all-new Cabin, Rustic Furniture and Décor Auction was well attended. There were four cabins to choose from, a timbered pavilion, pergola and beautiful rustic showcase furniture. Some of the items folks were able to bid on and take home with them were bedroom suites, end tables, chairs, benches, dining tables, and lots of home décor.

Parents had a challenge getting their children away from all the activities in the Kids Zone. From gold digging in the pine shavings, trying their talent in the coloring contest, building cabins with Lincoln Logs, petting the animals, and taking rides on the horse drawn wagon train and covered wagon. When thirsty, they were sure to be begging for a glass of fresh lemonade.

Other events included axe throwing, cross-cut sawing, hand-peeling, hand-hewing, wooden bowls being made with a lathe, old-fashioned steam engines powering a sawmill, chain saw wood carving, and weaving and rug making. Over 30 booths displayed rustic log home furniture and furnishings, cabinetry, doors, windows, flooring and miscellaneous building materials. There was truly something for everyone.

In closing, Hochstetler Log Homes would like to thank everyone involved in making this a successful event, especially the builders that had to wait a little longer for materials while we were getting ready. The American Cancer Society and Mohican Parochial School always appreciate the strong support they receive from attendees. We hope to see everyone again next Log Cabin Days. 🏠

LOG HOME STAINING FOR INTERIORS & EXTERIORS
STAINING • MEDIA • BLASTING
CAULKING • REPAIR
CALL NOW TO SCHEDULE FOR THE SPRING!
FREE ESTIMATES!

Pine Lane
STAINING LLC

4486 TR 156, Millersburg • Duane Raber 330-231-2473, pinelane20@gmail.com



Come One, Come All!
HOLIDAY
OPEN HOUSE
 at Hochstetler Log Homes



It's that time of year when we wish to invite you to come in and enjoy the casual and relaxing lifestyle that makes a log home so special. Refreshments will be served.

This is also an ideal time to discuss your building plans with our experienced design staff and get a free, no-obligation estimate. Our McKay model is at 609 St. Rt. 95, Loudonville, OH 44842.

Call 800-368-1015 for more info.

Open House days are: December 27, 28, 29, 30 & 31.

Closed on December 24-25 & January 1. We hope to see you!



CUSTOMER TESTIMONIALS

"We have been very pleased working with Hochstetler. Even when we hit obstacles, you never wrote us off. No matter how silly my question, the sales rep always responded. I felt like we are just as important to you as those building a huge house. Whenever we have a question with the building process, you work to get answers and get it resolved. We were shipped everything, with the option to stagger the order and get them as we needed the items."

-- Byers – Battle Ground, IN

"My wife and I had a wonderful experience from the moment we walked through your model home door. We both appreciated the time that was given to us. Within a matter of no time, we had our ideas on paper. Every question was answered, and I felt no pressure in any way to make a choice. We had been to one other log manufacture, and the difference between the two was astonishing. We made a two-and half –hour drive to see your model, and when we left, we had ordered a log home."

"Being impressed didn't stop there. I was present for most of the drop off of materials at the job site. The materials were loaded in such a way to make sure nothing was damaged. All materials were wrapped, some even being transported in a closed trailer. You could tell pride was top priority in the shipping process."

"Overall, we could not be happier with the end product. Just mentioning going to the cabin puts a huge smile on our faces. I am confident we made the right choice by using Hochstetler for our log home. I am looking forward to many good years at the cabin."

--Bisig – Logan, OH

"We wanted a beautiful custom log home and were able to achieve this with Hochstetler Log Homes and our excellent builder."

--Tuckers – Carroll, OH

THE COLONIAL HOMESTEAD

Handmade
 Period Furniture

Antiques & tools

6515 St. Rt. 241 • Millersburg • 330-600-9445

Getting in the *Holiday Spirit*

by Bill Dinkins



L There are few seasons so eagerly anticipated as the Holiday season, especially in a warm and cozy log home. It is a time for family get togethers, memories, and, of course, mouth-watering food. Who can forget the special recipes of your aunt or grandmother, the childhood memories of your favorite uncle, and grandpa's priceless jokes? All cherished memories made even more so while gathered around the glowing, crackling fire in the fireplace!

But nothing starts the holidays quite like the decorations. The poinsettia with sparkling lights, glistening tinsel and colorful bulbs, garland-wrapped railing, and wreaths with pine cones and large ribbons - all create an unforgettable start to the festive mood of the season.

We thought a peek inside some of our customers' homes would rekindle some of those memories for you. And, don't forget to visit us this season when we'll open our models to kick off the season with our version of the old-fashioned Holiday spirit! And as always, don't forget the reason for the season! 🏠



*No matter how cold it is outside, it's always warm
and cozy inside!*



*For additional information about these homes, please
contact Hochstetler Log Homes at 800-368-1015.*

Better Home Designs, Faster - cont'd from page 1

your areas ground snow load is. It can greatly vary depending on elevation and location, sometimes within several miles. Get all their contact information as the designers may have further questions. This can save your designer tons of leg work later.

Meeting the designer: Load up all your sketches along with clippings, ideas, and pictures, and plan on a long meeting with your designer. I've had couples come in my office early mornings and end up being with me till late in the afternoon. Others take only a few hours. And remember, if there are two of you, both of you should sit down with the designer. Time spent now can save time later with phone calls and questions, etc. Do go with an open mind. The designer will have ideas from his experience and expertise that can greatly enhance your log home without adding cost. **A good, competent designer can take the same material and arrange them in such a way as to make your home more attractive and enjoyable than a lesser experienced or talented person.**

Share your budget: What do you want to spend on the project? This is important information that they need in order to get your home anywhere near your targeted budget. Otherwise, they will be like someone trying to hit a target blind-folded.

Concept drawings: First, you will want your designer to draw concept drawings for you to review. This is a very important necessary step.

If you did your homework well the designer should be able to get it on the first try, but don't be discouraged if he doesn't. With a few times back and forth, you should be able to have it your way.

Review the drawings: When you receive the final concept drawings back from the designer, you will want to do some serious reviewing. The best way to do that is to imagine each scenario of your home life and living habits something like this: Suppose visitors arrive. Will they find the door you want them to go to? They come to the door, and you welcome them. If they're friends you invite them in, take their jackets and you hang or lay them, where? You invite them to sit down. You offer them refreshments. You get it and serve. They ask to use the bathroom. You show them. You excuse yourself to prepare dinner. She offers to help. You graciously accept her offer;

Try to get the whole family involved in brainstorming like this. Ask yourself, who, what, where, when and how. **SEE FIGURE A to the right.**

Remember to keep everything in perspective. How often do you have visitors? How often do you come home from work? So, when there's a question between making a change to accommodate visitors that jeopardizes conveniences for you, don't do it.

Each family has to think what's important to them. For our family, being avid birdwatchers, having a large window to watch a bird feeder becomes a high priority. Whereas the next family might spend a lot of time on the computer, so having an area where it's a bit darker becomes important. Spend a lot of time thinking about these things and you will have a lot less of the "if I ever build again" syndromes.

Also, cut out paper to imitate furniture sizes. Arrange them and make sure there's room to accommodate what you need. Be especially careful and make sure the inherited family heirloom pieces you cherish, fits. Once you've decided where things go you might glue them on your plans and do your "imagining living in the home" after you place the furniture.

Consider too, where you will put things. **SEE FIGURE B to the right.**

Mark all your changes in red so that the designer doesn't miss anything. After you are done with the exercise take or send the drawings back to the designer.

Other considerations: Avoid the temptation of having a well-meaning friend or cousin drawing up your log home. There's simply too much at stake. You don't want to leave your life-long dream log home in the hands of someone who may have drawn up a few conventional homes but doesn't thoroughly understand the

construction of a log home. The techniques of building a log home are much different than that of a conventional stick home.

After the preliminary plans are done get a quote for the package and the construction of your home. With that information, secure the funds before you commit and pay for the final construction drawing. This could save you a lot of time and money in case it goes over your budget and/or per chance you couldn't obtain financing.


For a complete, overall step-by-step guide to designing your home, consider ordering the new booklet "9 Steps to the Good Log Home" coming out soon. It is available from Hochstetler Log Homes at 1-800-368-1015. **GOOD LUCK!** 

FIGURE A

Husband and wife leave for work:

- Getting up
- Exercising
- Shower
- Change of clothes
- Fixing breakfast/coffee
- Morning news
- Eating breakfast/coffee
- Taking in nature
- Chores
- Children
- Leaving
- Other _____

Husband & wife coming home from work:

- Parking car
- Enters
- Tools
- Dirty boots
- Shower
- Change clothes
- Relax
- Other _____

Visitors/hospitality:

- Front door
- Eat
- Entertain
- Relax
- Overnight stay
- Bedroom & Bathroom
- Other _____

Husband doing chores:

- Gardening
- Lawn care

- Hobbies
- Stoking the stove
- Firewood
- Maintenance
- Recreation
- Honey do's
- Office work
- Phoning
- E-mailing
- Snow removing
- Other _____

Children leaving for school:

- Getting up
- Getting ready
- Breakfast
- Fixing lunch
- Homework
- Chores
- Bus
- Other _____

Children coming home from school:

- Bus
- Enters
- Change clothes
- Snacks
- Homework
- Relax
- Other _____

Wife doing chores:

- Laundry
- Doing dishes
- Cooking
- Gardening
- Hobbies
- Recreation

- Sewing
- Shopping
- Cleaning
- Ironing
- Phoning
- E-mailing
- Other _____

Children doing their thing:

- Homework
- Doing dishes
- Chores
- Eating
- Practice sports
- Practice other _____
- Reading
- Computer
- Entertainment
- Playing inside
- Playing outside
- Games
- Playing with toys
- Coming home with friends
- Showering
- Bedroom
- Other _____

Other things to consider:

- Fire
- 3rd shift job holders
- Entertainment & parties
- Lighting
- Wheel chair/Bathroom access
- Children coming to visit
- Stairs to decks
- Stairs to loft and basement
- Other _____

FIGURE B

Where do you put small items?

- Kitchen utensils
- Pots & Pans
- Dishes
- Clothes
- Exercise equipment
- Rec. equipment
- Ironing board
- Books
- Tools
- Phone
- Computer
- Food supply
- Toys
- Laundry
- Firewood
- Wastebaskets
- Garbage
- Other _____

And don't forget outside stuff as well:

- Cars
- Lawn mowers
- Boat
- Games
- Basketball court
- Garden tools
- Lawn tools
- Mechanical tools
- Other _____

Register now for our Professional Log Home Builder Workshop

SPRING SPECIAL
\$329
per person

Learn from the experts how to build log homes at our 3-day "Hands - On" Workshop, February 15, 16 & 17th.

- Log stacking and construction demos by instructors - plus "hands-on" workshops
- You will learn what's involved in the process from start to finish that's unique to log home construction
- Lunch provided 3 days
- Tour of our state-of-the-art kiln and mill facilities
- Tour of our two model log homes

Please fill out this application and return with your payment of \$329. This limited time offer has limited seats available. Each person may bring one guest for an additional \$89. Call 800-368-1015 for more information and ask for Joseph.

Professional Log Home Builder Seminar \$329

Method of Payment: Additional Person \$89

Check (enclosed) VISA # _____ Expiration _____

MasterCard # _____ Expiration _____

Name _____ Phone _____

Address _____

City _____ State _____ Zip _____

Signature _____ Date _____

Are you bringing a guest? Yes No

Return to: Hochstetler Log Homes Ltd., 552 St. Rt. 95, Loudonville, OH 44842


Make your home uniquely you with



FOR A SIMPLER LIFE

Outfit every room of your log cabin from home decor to useful and practical tools.

Let's Be Social
@lehmanshardware



On the Square in Kidron, OH
Open every day except Sunday

LEHMANS.COM • 800-438-5346

EICHER WOODWORKING

CUSTOM KITCHEN & BATH CABINETS



*See our cabinetry at Hochstetler's
McKay Model Home!*



522 CR 2575, LOUDONVILLE, OH 44842

419-994-1098

EICHERWOODWORKING.COM | INFO@EICHERWOODWORKING.COM

CABIN FEVER

“Rebirth of a River”

by Bill Dinkins


As an avid outdoorsman I've always been acutely aware and concerned about our natural resources and the condition of the land, lakes, and rivers we are leaving behind for our children. The remarkable rebirth of the Little Miami River, in southwestern Ohio, is an example of how a polluted river can become a sustainable, virtually pollution-free river in just a few years through the efforts of concerned citizens.

Glenn Thompson, the original director of the Little Miami Conservancy, saw an urgent need to save the river in 1967. “Someday, a corridor of green will stretch from one end of the river to the other,” he said. “Individuals and families will enjoy peace and quiet and restoration of spirit that comes with clean water, birds, and trees.” This vision is being forwarded by current director, Eric Partee. In the 1980's, only 4% of the river was in full attainment of water quality health, but in recent years, the chart has flipped, and as of 2007, the river is 96% attainment of health! Nowadays, on a typical summer weekend, hundreds of visitors enjoy the pristine river and the natural surroundings while hiking, canoeing, kayaking or fishing.

“As early as the turn of the century, this river was very well polluted. (There were) a lot of deformed fish, it was not anything close to exceptional,” Partee said. But efforts to improve sewage treatment plants along the river in limiting phosphorus run-off paid off almost immediately. To make sure the river stays healthy the conservancy has introduced YSI Water Quality Sondes, devices which monitor dissolved oxygen in nine locations throughout the 111 mile length of the river. Each system records oxygen levels every 15 minutes, allowing continuous awareness of water quality.

The conservancy also takes great pride in their work in forest restoration through buying riverfront properties, planting trees, removing invasive species, and working collectively in cleaning up trash along the shoreline. One couple, Mark and Robyn Bersani, owners of Loveland Canoe and Kayak Livery, have been volunteering each year in cleanups as well as making generous donations. This year, along with two other liveries, Rivers Edge and Scenic River, their combined donations to the conservancy amounted to \$56,000, according to Bersani. He continued, “It comes down to people that live along the river, people that visit the river, the people in the community ... if the river is to stay clean. This river is natural, it looks like it did 300 years ago ... it is vital that the citizens all realize they have a role in this.”

Amy Aspenwall, an AP environmental science teacher at Loveland High School, was equally vociferous in teaching her students the importance of environmental awareness. “It's important for students to start to think of themselves as a bigger picture rather than someone following a teacher's instructions.”

And to that I would like to add a concluding thought and one of my favorite quotes, “We all live downstream.” And, we can all make a difference! 



Best Western PLUS



Complimentary Breakfast • Fitness Room • High Speed Internet

243 E. Liberty St., Wooster • (330) 264-7750 • bestwestern.com



The Cabin Store
AT MT. HOPE

7860 State Route 241
Millersburg, Ohio 44654
330-674-1838
Fax: 330-674-0019

Visit Our New & Enlarged Show Room!



Rustic Log Furniture (Aspen, Pine, Hickory)
Lodge Rugs • Custom-Made Furniture
Reclaimed Barn Wood • Barn Beam Mantels



Miller's Rustic Furniture
Joe & Miriam

Large Selection!
“Rustic, but Comfortable”

Rustic & Cabin Furniture



- HICKORY
- ASPEN
- PINE
- RECLAIMED
- RED CEDAR
- HAND HEWN
- BARN WOOD
- SLAB TABLES

Furniture Built On-Site

Bedroom • Dining • Living Room • Occasional

6101 County Road 68
Millersburg, Ohio 44654
www.millersrusticfurniture.com

330-674-9709
sales@millersrusticfurniture.com